

**CHARNWOOD COMMUNITY SAFETY PARTNERSHIP
THURSDAY, 18TH APRIL 2024, 10AM – 12PM
PRESTON ROOM, WOODGATE CHAMBERS
AGENDA**

1 APOLOGIES (Chair)

2 MINUTES (Chair)

To approve the minutes of the meeting of the Community Safety Partnership on 18th January 2024, attached at **page 3**.

3 ACTION LOG (Chair)

To review actions from the previous meeting, attached at **page 12**.

4 VIOLENCE REDUCTION NETWORK (Shameera Zaheed Mandhu)

To update on the Serious Violence Strategy and Delivery Plan.

5 COMBATTING DRUGS AND ALCOHOL PARTNERSHIP (Kirsty Walton)

To update on the work of the Combatting Drugs and Alcohol Partnership.

6 2023/24 PERFORMANCE (Insp Charlotte Dickens)

7 2023/26 CSP PLAN - UPDATE (PS Thomas Else/PC Phil Martindale/Giuseppe Vassallo)

Strategic Priority 1: Safeguarding Communities from Violent Offences (PS Thomas Else), report **to follow**.

Strategic Priority 2: To Reduce Harm Caused by Youth ASB and Youth crime (Phil Martindale), report attached at **page 14**.

Strategic Priority 3: To Reduce Criminal Exploitation (Giuseppe Vassallo). report attached at **page 22**.

8 2024 PARTNERSHIP STRATEGIC ASSESSMENT RECOMMENDATIONS UPDATE (Gareth Harvey/Tim McCabe)

An update on the recommendations of the 2024 Partnership Strategic Assessment, attached at **page 28**.

9 PARTNERSHIP LOCALITY FUND UPDATE (Tim McCabe/Allison Fadesco)

To update on the Partnership Locality Fund.

10 PARTNER UPDATES

Updates from partners on matters affecting the Charnwood area, attached at **page 72**.

11 ANY OTHER BUSINESS (Chair)

12 FORWARD PROGRAMME (Chair)

A report to enable the Partnership to consider and manage its forward programme of work, attached at **page 130**.

Upcoming meetings;

22nd August 2024 (10am – 12pm)

24th October 2024 (10am – 12pm)

**CHARNWOOD COMMUNITY SAFETY PARTNERSHIP
THURSDAY, 18 JANUARY 2024
COMMITTEE ROOM 1, CHARNWOOD BOROUGH COUNCIL OFFICES
MINUTES**

Present:	<p>Councillor Liz Blackshaw Inspector Charlotte Dickens Phil Martindale Jenny Ardley (MS Teams) Graham SurrIDGE Maddie Clay Sajan Devshi (MS Teams) Shameera Zaheed Mandhu (MS Teams) Lisa Wilkinson (MS Teams) Sarah Whannell Peter Singleton Jo Hewitt</p> <p>Gareth Harvey Tim McCabe Giuseppe Vassallo Allison Fadesco Andrew Staton Sally Watson (minutes)</p>	<p>Charnwood Borough Council (Chair) Leicestershire Police (Vice-Chair) Leicestershire Police Loughborough University Leicestershire Fire and Rescue Service Leicestershire Probation OPCC Violence Reduction Network Violence Reduction Network Falcon Centre Turning Point Leicestershire County Council – Public Health</p> <p>Charnwood Borough Council Charnwood Borough Council Charnwood Borough Council Charnwood Borough Council Charnwood Borough Council Charnwood Borough Council</p>
-----------------	---	---

1 APPOINTMENT OF VICE-CHAIR

It was agreed that Insp Charlotte Dickens be appointed Vice-Chair of the Community Safety Partnership (CSP) for the remainder of the 2023/24 council year.

2 APOLOGIES

Apologies for absence were received from the following:

James O’Connell	OPCC
Verity Graham	Charnwood Borough Council
Grace Strong	Violence Reduction Network
Sarah Lewis	LLR integrated Care Board
Gurjit Samra-Rai	Leicestershire County Council
Karey Summers	Charnwood Borough Council

3 MINUTES

The minutes of the meeting held on 12th October 2023 were approved.

4 ACTION LOG

The Chair confirmed that all actions as listed in the Action Log had been completed.

5 VIOLENCE REDUCTION NETWORK

A Serious Violence Duty Position Statement for Charnwood and an update on the Violence Reduction Network Community Partnership Framework. The following summarises the discussion:

- i. Following a national readiness assessment, it was evident that Charnwood Community Safety Partnership was fully compliant in relation to the Serious Violence Duty and it was highlighted that there was 'phenomenal work being done across the Partnership'.
- ii. The Community Safety Partnership would like to develop projects aimed at reducing both violent and serious violence offence, as per the CSP Plan 2023 – 2026.
- iii. The Strategic Lead would continue to develop and consolidate plans under their allocated CSP strategic priorities.
- iv. The Partnership was asked to consider adopting the Community Partnership Framework, outlined to the group. There was a co-production event to be organised to support CSPs in implementing the framework.
- v. The Community Partnership Framework intended to build an inclusive, and courageous network to secure the change required to prevent violence. Communities were considered to be core partners in the network and encouraged collaboration with communities through co-producing violence prevention strategies. The intended impact of the framework was to improve understanding of violence, to increase the effectiveness of responses, increase the reach to young people, increase feelings of safety and to reduce crime.
- vi. The Violence Reduction Network was using social media platforms to communicate developing procedures. There was work being done to identify other platforms for sharing information, which could reach other groups, such as young people. In addition, a Youth Development Programme was planned, which would include employing a number of young people to lead on youth outreach work.
- vii. It was recommended that the CSP continued to engage in and contribute to the local partnership arrangements for discharging the Duty whilst also progressing the steps identified over the next 6-12 months, with the support of the Violence Reduction Network.

AGREED

1. That the information be noted.
2. That the resources used within the two VRN presentations be circulated to the Partnership.

6 2023/24 PERFORMANCE

A presentation detailing Charnwood performance figures was provided. The following summarises the discussion:

- i. The followings crime types had increased in comparison to the same period in 2022/23; Burglary – Residential (+14%), Burglary – Business and Community (+8%), Theft of Motor Vehicle (+4%) and Shoplifting (+41%).
- ii. The following crime types had decreased in comparison to the same period in 2022/23; Total Crime (-6%), Theft from Motor Vehicle (-10%), Robbery (-16%), Cycle Theft (-6%), Violence Against the Person with Injury (-8%) and Sentinel Reports for Antisocial behaviour Incidents (-6%).
- iii. There had been a change in recording practices, which could account for the increases in residential burglaries. Some crimes which were not classed as residential burglaries previously, were now classified as residential burglaries.
- iv. The Police have issued communications as part of a prevention strategy against burglary associated with business and communities. The focus had been borough wide, not just the Town Centre.
- v. The increase in shoplifting was a national issue and was likely linked to the cost-of-living crisis. Police were working closely with local businesses to help prevent incidents. Shoplifting incidents were usually low-level theft and it was common for shoplifting offences to increase over the Christmas period.
- vi. There had previously been a network that enabled retailers to communicate about shoplifting in the local area. This had not been successful in the past due to the low engagement of businesses, but it was possible that this would be re-established in the future.
- vii. The OPCC recognised that crime against businesses was a concern and had launched an initiative in other local authority areas, which involved an app being used by local businesses to communicate information regarding prolific offenders. It was possible that the OPCC could support some preventative measures in Charnwood if there was an understand in the CSP budget. Inspector Charlotte Dickens agreed to liaise with Sajan Devshi outside of the meeting to discuss this.
- viii. Jenny Ardley highlighted that any data analysis required to support the prevention of crime could be undertaken by dissertation students at Loughborough University.
- ix. There was an issue whereby some individuals were being released from prison, sleeping rough and committing shoplifting offences to live or to sell the goods.
- x. The reduction in cycle theft was the result of proactive preventative work.

- xi. The reduction in violence against the person with injury offences was the result of a number of different work streams working successfully.
- xii. It was recognised that a proportion of individuals reported student-related anti-social behaviour directly to Loughborough University, as opposed to reporting the incident online. There was work being undertaken to encourage reporting via the dedicated online portal, as opposed to the University.

AGREED

- 1. That the information be noted.
- 2. That Inspector Charlotte Dickens liaise with Sajan Devshi to discuss the potential underspend in CSP budget and how this could be spent to support businesses in Charnwood in crime prevention.

7 2023/26 CSP PLAN UPDATE

Updates on the Strategic Priorities included within the CSP Plan 2023/26 were provided. The following summarises the discussion:

Strategic Priority 1: Safeguarding Communities from Violent Offences.

- i. There were four desired outcomes within Strategic Priority 1 as outlined in the report; Preventing violent crime against women and girls, tackling night-time economy offences, reduction in violent offences and raising awareness of the consequences of knife crime.
- ii. Up to 5th December 2023, reporting of sexual offences had reduced by 19.7% and reporting of rape had reduced by 26.6%. There was a key performance indicator which aimed to increase the reporting of sexual offences. It was highlighted that if there were less sexual offences being committed, then the reduction in the number of reports was positive.
- iii. It was recognised that while there was significant work being done to tackle domestic abuse in the Borough, there was a need for more work to further reduce this type of crime.

Strategic Priority 2: To reduce Harm caused by Youth ASB and Youth Crime.

- i. There had been a reduction in youth anti-social behaviour across Charnwood and there had been positive feedback from residents in high-risk areas.
- ii. There had been 134 young people engaging with the Go Getta scheme between quarter one and quarter three.
- iii. There had been some outreach work undertaken in schools which included some one-to-one sessions with young people.

- iv. LCFC continued to hold training sessions with vulnerable young people.
- v. It would be advantageous to expand the youth support services more widely across the Borough.

Strategic Priority 3: To Reduce Criminal Exploitation.

- i. The County Lines within Charnwood had reduced significantly and a monthly County Lines meeting for the Charnwood area had been established to try to reduce this further.
- ii. A sanitised version of the NPA Weekly Threat Document had previously been circulated to the Community Safety team at the Council, with the aim of ensuring the partnership had a joined-up approach in seeking to prevent and deter crime. Insp Charlotte Dickens agreed to look into reinstating this process.

AGREED

- 1. That the information be noted.
- 2. That Insp Charlotte Dickens look at reinstating the sanitised NPA Weekly Threat Document, circulated to the Community Safety team.

8 FINANCE AND PERFORMANCE SCRUTINY COMMITTEE UPDATE 2023

A brief update on the Council's scrutiny of the Community Safety Partnership at the meeting of the Finance and Performance Scrutiny Committee on 28th November 2023, was provided. The following summarises the discussion:

- i. The Finance and Performance Scrutiny Committee praised the CSP Plan.
- ii. The Committee enquired about the Most Similar Family Groupings and how Charnwood fits into the rankings.
- iii. The Committee felt that more data was required on anti-social behaviour and suggested that quarterly updates be provided to members.

AGREED that the information be noted.

9 2024 PARTNERSHIP STRATEGIC ASSESSMENT

The 2024 Partnership Strategic Assessment and the ten recommendations were outlined. The following summarises the discussion.

- i. It was suggested that Recommendation 5 be removed from the CSP Plan, as the work described was closely linked to that described in Recommendation 2.

- ii. Staff at the Falcon Centre worked closely with individuals experiencing homelessness to work on a personalised plan. It was suggested that colleagues at the Probation Service could support this work. Sarah Whannell said that she would liaise with a colleague from the Probation Service.
- iii. The Falcon Centre had all funding removed and would not be funded from 31st March 2024. Staff were looking at possible opportunities for support and funding. There would not be beds available after this date unless funding is offered from elsewhere. The funding for the day centre was Lottery funding, and this also ceased on 31st March 2024. An application had been submitted to Lottery funding to continue this service, and it was anticipated that a decision would be made at the end of January. However, there would still be a reduced day centre service if the funding was awarded, as it would be a lower amount. It was highlighted that 30,000 meals had been provided by the Falcon Centre in 2023, and that thousands of people were supported each year.
- iv. It was confirmed that the OPCC would continue with the usual time scales for funding, despite the election of the Police and Crime Commissioner in May 2024. Contracts would be renewed from April 2024, and the elected Police and Crime Commissioner would commence work on their plan in the months following the election. The application process was likely to be streamlined in the coming months.
- v. There was an underspend in OPCC funding for 2023/24 and there were a number of key themes around which the funding was likely to be spent. It was hoped that the CSP may be able to apply for some of the underspend funding to support the Falcon Centre.
- vi. The Chair thanked officers for their work on the comprehensive 2024 Partnership Strategic Assessment and noted the time and effort put into the report.
- vii. It was agreed that Allison Fadesco arrange a meeting to discuss the ownership of each recommendation.
- viii. It was highlighted that some of the KPIs within the CSP Plan were unachievable. The Strategic Group had discussed the KPIs and it was felt that some measures were duplicated in some way, appeared to lack value in demonstrating real success, were written in language that were not consistent with the trauma informed approach and were set up for failure in some areas. A number of recommendations had been put forward by the Strategic Group and an additional paper was circulated to the Partnership detailing the rationale for the recommendations;
 - Remove the target to increase the reporting of Domestic Abuse offences and Sexual Abuse within the borough by 2.5% (baseline 2022/23 reported offences).
 - Remove the measure relating to the Number of Young People engaged with knife Crime diversionary activities.

- Amend the requirement to monitor the number of Youth ASB incidents recorded (both on Police systems and on Sentinel) and compare the data to the preceding year.
 - Remove or change the objective of a year-on-year reduction in the Serious Acquisitive Crime Offences recorded within Charnwood (baseline figure – 2022/23 data set), from strategic priority 2.
 - Amend or remove the objective to achieve a 5% increase in the number of interventions taken against young perpetrators of ASB under the LLR ASB Incremental process (baseline figure 2022/23 data set).
- ix. It was highlighted that the CSP should be mindful of the requirement to evidence what has been done to tackle domestic abuse. It was confirmed that there had been a number of awareness campaigns including the use of social media and events.
- x. It was suggested that the lead of each Strategic Group could look at the relevant KPIs and consider any smarter ways to monitor progress, and this could include rewording some KPIs.
- xi. It was suggested that the CSP could consult with partners regarding their data on domestic abuse reporting. It was possible that Police data on domestic violence may not demonstrate the wider issue, as many people did not have confidence to report these issues.
- xii. It was agreed that any amendments to the CSP Plan, following the suggested recommendations, be ratified at the next meeting of the Community Safety Partnership. It was suggested that a meeting be held, co-ordinated by Gareth Harvey, to look at the suggestions and any alternative KPIs adopted instead.

AGREED

1. That the information be noted.
2. That Recommendation 5 be removed from the PSA.
3. That Allison Fadesco arrange a meeting to discuss the ownership of each recommendation of the PSA.
4. That the 2024 Partnership Strategic Assessment be approved (with agreed amendments).
5. That a meeting be held, co-ordinated by Gareth Harvey, to look at suggestions on the removal of KPIs in the CSP Plan, and any alternative KPIs adopted instead.

6. That any amendments to the CSP Plan, following the suggested recommendations, be ratified at the next meeting of the Community Safety Partnership.

10 PARTNER UPDATES

Updates were provided from partners on matters affecting the Charnwood area. The following summarises the discussion:

- i. The Combatting Drugs and Alcohol Partnership which Leicestershire County Council were involved in was in its infancy, but a good amount of information was being received and a plan and next steps would be developed in due course.
- ii. There had been little anti-social behaviour reported to Loughborough University over the Christmas period. One of the key concerns at present was the mental health of students and work was being undertaken to support students in this area.
- iii. The Probation Service was no longer classified as a red prioritising area and had moved into the amber classification. There were more face-to-face appointments taking place due to an increase in staffing. There was no longer education, training and employment advocacy being offered to service users as funding had been withdrawn.
- iv. There was an annual review being undertaken of the Council's anti-social behaviour policy, including risk management framework.
- v. Leicestershire Fire and Rescue Service data suggested that primary fire numbers were static, secondary fires had reduced in number and RTCs (Road Traffic Collisions) had increased by approximately 52% since the same time last year. Fatalities had decreased by 50%. Social media campaigns had taken place to raise awareness. RTCs were rural and urban and were affected all age groups.
- vi. Turning Point had been awarded additional funding and so were able to support more people. Peter Singleton thanked partners for referrals.

AGREED that the information be noted.

11 ANY OTHER BUSINESS

Communications

Insp Charlotte Dickens suggested that a CSP Communications Strategy be developed to raise awareness of the good work being undertaken by the CSP. She agreed to take ownership of this.

AGREED that Insp Charlotte Dickens develop a Communications Strategy for the CSP to raise awareness of the work being undertaken.

CSP Contribution to Key Objectives

Gareth Harvey suggested that some partners become more involved in the work associated with the key objectives of the CSP.

He also thanked officers for their work in developing the CSP Plan and PSA and associated reports. He acknowledged the time and effort put into the documents.

12 FORWARD PROGRAMME

A report to enable the Partnership to consider and manage its forward programme of work was provided.

- i. It was suggested that a representative from the Combatting Drugs and Alcohol Partnership be invited to a future meeting of the CSP. It would be beneficial to identify how the work of this group would link to the CSP.

AGREED that a representative from the Combatting Drugs and Alcohol Group be invited to a future meeting of the CSP (either April or August 2024 meeting).

Upcoming meetings;

18th April 2024 (10am – 12pm) – location TBC
Summer meeting – to be scheduled
24th October 2024 (10am – 12pm)

COMMUNITY SAFETY PARTNERSHIP ACTION LOG		
Meeting Date	Action	Complete By
18012024 Minute Reference 5	That the resources used within the two VRN presentations be circulated to the Partnership.	Clerk
18012024 Minute Reference 6	That Inspector Charlotte Dickens liaise with Sajan Devshi to discuss the potential underspend in CSP budget and how this could be spent to support businesses in Charnwood in crime prevention.	Insp Charlotte Dickens/Sajan Devshi
18012024 Minute Reference 7	That Insp Charlotte Dickens look at reinstating the sanitised NPA Weekly Threat Document, circulated to the Community Safety team.	Insp Charlotte Dickens
18012024 Minute Reference 9	That Recommendation 5 be removed from the PSA.	Tim McCabe
18012024 Minute Reference 9	That Allison Fadesco arrange a meeting to discuss the ownership of each recommendation of the PSA.	Allison Fadesco
18012024 Minute Reference 9	That a meeting be held, co-ordinated by Gareth Harvey, to look at suggestions on the removal of KPIs in the CSP Plan, and any alternative KPIs adopted instead.	Gareth Harvey
18012024 Minute Reference 9	That any amendments to the CSP Plan, following the suggested recommendations, be ratified at the next meeting of the Community Safety Partnership.	Gareth Harvey
18012024 Minute Reference 11	That Insp Charlotte Dickens develop a Communications Strategy for the CSP to raise awareness of the work being undertaken.	Insp Charlotte Dickens

<p>18012024 Minute Reference 12</p>	<p>That a representative from the Combatting Drugs and Alcohol Group be invited to a future meeting of the CSP (either April or August 2024 meeting).</p>	<p>Clerk</p>



CHARNWOOD COMMUNITY SAFETY PARTNERSHIP REPORT

Organisation	Police / Charnwood Borough Council	Author	Phillip Martindale	Date	26 th March 2024
Subject Title	Priority 2: To reduce the harm caused by Youth ASB and Youth Crime				
Summary <i>(Purpose, background & context for the report update)</i>	<p>A review of performance data over quarter 4 of 2023/2024 against the objectives set under CSP Priority 2, namely:</p> <ul style="list-style-type: none"> • Solutions are developed to tackle complex medium/long term issues that affect communities. • Partnership resources are jointly tasked and coordinated to respond to current issues. • A six-weekly multi-agency Joint Action Group develops solutions to reduce the risk to vulnerable victims and take positive action against those causing the greatest harm. 				
Recommendations <i>(Any recommendations for the CSP to consider)</i>					
Performance Data <i>(Insert any relevant performance data)</i>	<p>Performance data to be highlighted between Q1-Q4 are :</p> <ul style="list-style-type: none"> • No ASB Case Review activations with youth related ASB as a primary aggravating factor • 8.7% reduction in the number of Youth related ASB cases recorded on Sentinel with 27 less reports (335 reports in 2022/23 compared to 308 reports in 2023/24). • Slight reduction of 3 theft of motor vehicle offences. • 17.7% increase in burglary dwellings with 92 more offences reported in 2023/24 compared to the previous year. 				
Priority 2 – To reduce the harm caused by youth ASB and youth crime					
Update/s - <i>including specific work, initiatives, projects etc. that contribute to priority 2</i>	<p>Vulnerable and repeat locations will be identified via intelligence analysis.</p> <p>Highlighted within the Charnwood CSP Partnership Strategic Assessment is a recommendation for the partnership to have a control strategy to curb the offending of the Urban Street Gang identified as the “LE11 Twockers”. This recommendation has been made to address the rise in both “Burglary Residential” and “Theft of Vehicles.” Monthly meetings are being convened to discuss this strategy focusing on the EPIC mnemonic (Enforcement, Prevention, Information/intelligence, Communication).</p> <p>Since this recommendation, a review has been completed and the members of the group identified as the “LE11 Twockers” do not fit the characteristics of an Urban Street Gang. The Local Intelligence Officer is analysing intelligence and information to map out the members of this group and consider opportunities of enforcement, both civil and criminal.</p>				

Preventative measures are being considered, linking in with local motorcycle dealerships and local DVLA motorcycle trainers to review target hardening opportunities.

Collaborative work between Leicestershire Fire and Rescue Service (LFRS), Police, Community Safety Teams and local youth delivery provider Go Getta has been arranged for 11th April 2024 for all agencies to come together and offer education to young people around the dangers associated with careless/dangerous motorcycle riding. This event will see LFRS utilise their “Hazard Express” van containing Virtual Reality equipment to highlight these dangers. The Warwick Way estate has been selected to host this event given this location has been the subject of previous community impact.

The Warwick Way estate has been highlighted as a location of interest in relation to these issues with subjects either living on this estate, associating at the location, or offending in this area. A separate multi-agency meeting is being convened with oversight from the Loughborough East Delivery Group (LEDG) to consider responses to this emerging concern.

The IMPACT project have shifted their work in Charnwood from Shepshed to Syston. The CSP have maintained good working relationships with the IMPACT project and their work at Shepshed concluded following re-assessment of the locality. The referral for Syston was made after an increase in the number of youth related ASB incidents in the area of Syston Town centre and Thurmaston retail park. A small group of young people have been identified as being involved in the ASB and positive action has been taken using the ASB incremental process.

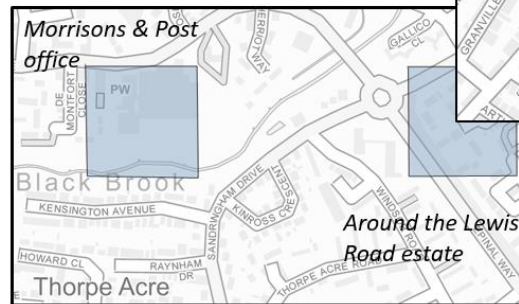
The partnership have been consulted regarding Charnwood’s hotspots. Three locations have been identified through analysis of police and Sentinel data and discussions have taken place to be involved in the problem-solving to prevent serious violence and ASB, as part of the Home Office GRIP fund. This fund was utilised in Loughborough Town Centre last year where Police high visibility patrols were conducted during the peak times. Figure 1.1 highlights these three locations below. (the 2 ASB hotspot locations, Morrisons on Maxwell Drive and Lewis Road, Loughborough have previously been identified through the Safer Streets Project with Lewis Road being within the Warwick Way estate and is an NPA priority discussed above)

Figure 1.1 – Hotspot locations for Charnwood



Charnwood

- 1 mixed hotspot
- 2 ASB hotspots



Seek a 5% reduction in ASB Case Review activations with youth related ASB as a primary aggravating factor (baseline figure 2022/23 data set).

The CSP has not received any ASB Case Reviews with Youth-related ASB as a primary aggravating factor in Q4.

The number of Youth Related High Risk Cases referred to the Youth Joint Action Group will be monitored.

The Youth JAG continues to meet every six weeks and is designed to manage cases of young people at the highest risk of harm to self, harm to others and risk of offending. In Q4 the Youth JAG has met twice and has been well supported by partner agencies. The cases of two young people have been discussed in these meetings. Both have been re-risk assessed in the last meeting and are currently High-risk cases. The CCE risk assessment of one of these cases was assessed outside of the Youth JAG and has been deemed to be High-risk of CCE prompting support from further professionals. A new referral for a young person has been submitted that will be discussed in the next meeting to be held towards the end of April 2024.

The Youth JAG chair has promoted the referral process to professionals to attract new referrals to include lower risk cases whilst capacity allows.

Seek a 5% increase in the number of interventions taken against young perpetrators of ASB under the LLR ASB Incremental process (baseline figure 2022/23 data set) and seek a 5% increase in completed Anti-Social Behaviour Contracts (ABC) contracts with successful outcomes (baseline figure – 2022/23 data set)

ASB interventions taken from the shared ASB database “Sentinel” shows a heavy reliance on the following types of intervention:

- Advice verbal / Written
- Written Warning

These intervention types are relatively low on the incremental approach and gives young people the opportunity at an early stage to change their behaviour before other sanctions are considered.

In Q4 eleven young people have been given either verbal or written advice, three young people have been issued with a written warning and one young person has signed an Acceptable Behaviour Contract (ABC). Between Q1-Q4 there have been no refusals of ABCs that emphasises the successful working practice of offering ABCs with partner agencies.

Although low in number, the three ABCs signed in this financial year have been completed successfully without needing to move to further enforcement beyond the informal stage.

Monitor the number of young people who attend and complete diversionary activities.

In Q4 Go Getta have continued to support young people through their OPCC funding as below:

- Go-Getta Youth Engagement Mentoring - 11 young people have received 121 mentoring which has included support in the following areas; promoting physical health and diet through educational sessions and goal setting, gym attendance, emotion regulation/anger management, anxiety management strategies, cannabis reduction/substance misuse, vaping awareness, sexual health advice and appointment support, work around understanding risks and consequences of offending and criminality, exploitation awareness, knife crime awareness, conflict resolution skills, joint enterprise education, family mediation and support with rebuilding relationships, welfare/hygiene and healthy relationships, advocacy re-education and support in attending interviews with providers, support with CV writing and job search applications.
- Safer Street Extension – This proposal was submitted to the OPCC to provide a continued youth work presence in key areas affected by youth led ASB (Shelthorpe and Town Centre) that was no longer funded through the Safer Streets 4 Project. In Q4 a total of 39 young people aged 11-21 yrs. were engaged in youth work delivery. Approximately 50% of the cohort are known to services (Youth Justice, Early Help, Childrens Social Care, LNCIP), and the majority are living with ACE's. 19 attended multisport sessions held at the Leisure Centre as part of this project, and 22 engaged in attending diversionary activities.

Leicester City In The Community continue to run their free weekly football sessions in Loughborough and Syston for two different age groups and have delivered a further Kicks roadshow at Charnwood College.

Go Getta, Leicester City In The Community and Love4life have been supported with OPCC funding applications for the next financial year to support young people.

Achieve a year-on-year reduction in reported youth related ASB cases (baseline figure 2022/23 data set).

The recorded youth related ASB cases on Sentinel for Q4 shows a slight increase of nine records compared to the previous quarter. The figures for Q4 are still lower than those recorded for Q1 and Q2. See Figure 1.2.

When this data is compared month on month since April 2021, the month of March 2024 is similar to the numbers reported in the winter of 2022 and shows a reduction compared to the end of 2021/beginning of 2022 that was evidenced in the Safer Streets application to the Home Office. See Figure 1.3.

Figure 1.2 – Youth related ASB records Q1 to Q4 of 2023/2024.

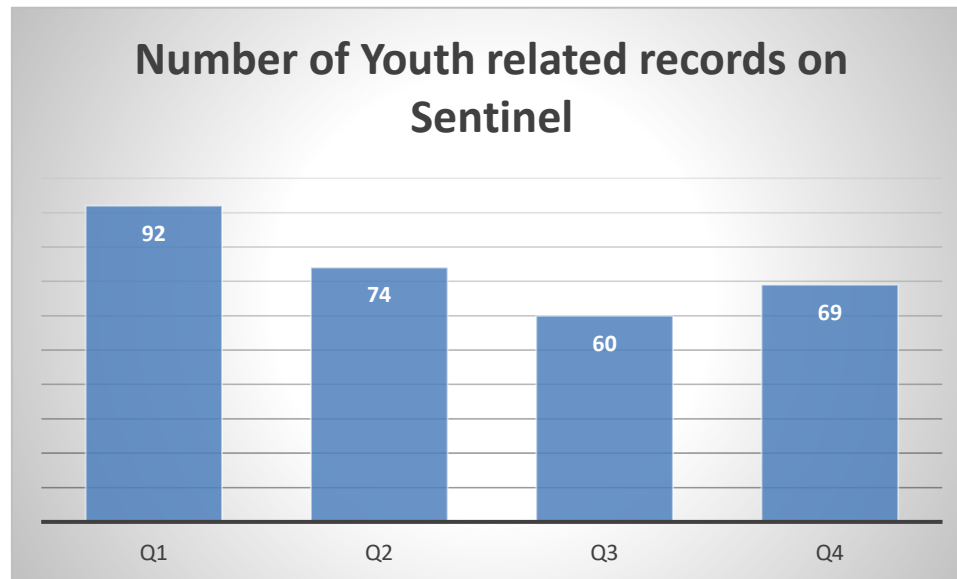
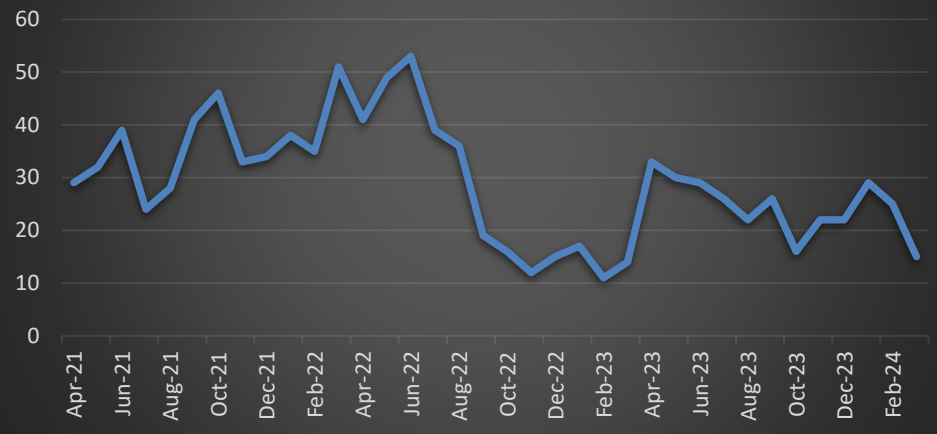


Figure 1.3 – Youth related ASB records monthly comparison April 2021 to March 2024.

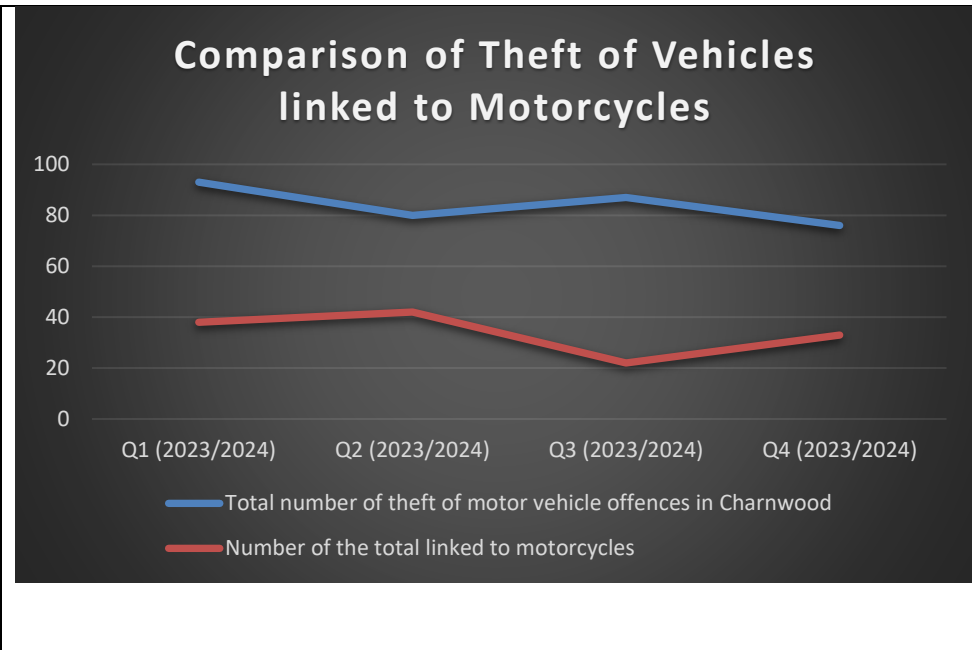
Number of Youth related records on Sentinel



Seek a year-on-year reduction in Serious Acquisitive Crime Offences recorded within Charnwood (baseline figure – 2022/23 data set).

In Q4 there were 76 records of Theft of Motor Vehicles (including attempt offences). This figure shows a reduction compared to previous quarters, but a greater number were linked to motorcycles when Q4 is compared to Q3. (43% of Theft of Motor Vehicles were linked to motorcycles in Q4 compared to 25% in Q3, 52% in Q2 and 41% in Q1). See Figure 1.4

Figure 1.4 – Comparison of Theft of Vehicles (incl attempt thefts) linked to motorcycles Q1-Q4.

	<h3 style="text-align: center;">Comparison of Theft of Vehicles linked to Motorcycles</h3>  <table border="1"> <thead> <tr> <th>Quarter</th> <th>Total number of theft of motor vehicle offences in Charnwood</th> <th>Number of the total linked to motorcycles</th> </tr> </thead> <tbody> <tr> <td>Q1 (2023/2024)</td> <td>95</td> <td>38</td> </tr> <tr> <td>Q2 (2023/2024)</td> <td>80</td> <td>42</td> </tr> <tr> <td>Q3 (2023/2024)</td> <td>88</td> <td>22</td> </tr> <tr> <td>Q4 (2023/2024)</td> <td>75</td> <td>35</td> </tr> </tbody> </table>	Quarter	Total number of theft of motor vehicle offences in Charnwood	Number of the total linked to motorcycles	Q1 (2023/2024)	95	38	Q2 (2023/2024)	80	42	Q3 (2023/2024)	88	22	Q4 (2023/2024)	75	35	
Quarter	Total number of theft of motor vehicle offences in Charnwood	Number of the total linked to motorcycles															
Q1 (2023/2024)	95	38															
Q2 (2023/2024)	80	42															
Q3 (2023/2024)	88	22															
Q4 (2023/2024)	75	35															
<p>Budget / Resource Implications</p>																	
<p>Any key risks / issues</p>																	
<p>Planned activity in the next Quarter – include any specific work, initiatives, projects etc that will contribute to above CSP themes and priorities</p>																	

Any other update, developments, achievements, challenges / opportunities	
Gaps/Support Required	

CHARNWOOD COMMUNITY SAFETY PARTNERSHIP REPORT

Organisation	Charnwood Borough Council	Author	Giuseppe Vassallo	Date	3 rd April 2024
Subject Title	Priority 3: Reduce Criminal Exploitation				
Summary <i>(Purpose, background & context for the report update)</i>	<p>The Charnwood CSP Strategic Plan 2023/25 sets out the following broad objectives under strategic priority 3</p> <ul style="list-style-type: none"> • Identify adults/youths at risk of exploitation • All high-risk victims receive support • Multi-agency intelligence sharing • Communities are supported and engaged <p>The CSP Strategic Plan further sets out the partnership response which includes:</p> <ul style="list-style-type: none"> • The early identification of victims of criminal exploitation referred to the Adults at Risk Group (AARG)/Youth Joint Action Group (YJAG) who receive appropriate support • The deployment of a range of enforcement powers, to be utilised, to ensure the safety of victims of Criminal Exploitation • Working in partnership to enable services to meet complex needs and achieve success at providing solutions to reduce the risk of harm to victims • Multi-agency intelligence sharing that is successful at identifying high-harm offenders <p>The response and objectives are broken down into the following aims:</p> <ul style="list-style-type: none"> • Identify adults/youths at risk of exploitation and put in place appropriate referrals to support services. • Continue the development of the Adults at Risk Group and Youth JAG with a focus on preventing cases of criminal exploitation. • Ensure that front line staff are sufficiently knowledgeable about the subject enabling appropriate levels of support and referrals are submitted • Support the Police Operation - OP Gizmo aimed at preventing criminal exploitation • Engage with support agencies to meet the needs of cuckooing victims <p>This report reflects CSP performance against the above objectives.</p>				

<p>Recommendations <i>(Any recommendations for the CSP to consider)</i></p>	
<p>Performance Data <i>(Insert any relevant performance data)</i></p>	<p>Currently across Leicester Leicestershire and Rutland (LLR) there are 25 confirmed county lines that are actively operating which represents an increase of 2 since the last reporting period. LLR has remained an importing force only, there are currently no identified exporting lines. The current known importing locations into Leicestershire are London, Birmingham, Manchester, Northampton, Sheffield, and Nottingham. Child vulnerability has been recorded in 13 lines and adult vulnerability in 13 lines.</p> <p>The lines are predominantly distributed across the force Neighbourhood Policing Areas (NPAs) as follows:</p> <p style="margin-left: 40px;">Charnwood 6 Melton & Rutland 1 North West Leicestershire 2 Hinckley & Blaby 0 Harborough & Wigston 1 West Leicester 3 East Leicester 2 Central Leicester 4 South Leicester 6</p>
<p>Priority 3 – To reduce criminal exploitation</p>	
<p>Update/s - <i>including specific work, initiatives, projects etc. that contribute to priority 3</i></p>	<p><u>Summary of performance for qtr 4</u></p> <p>Both the Adults at Risk Group and Youth Joint Action Group meetings continue to be held 6-weekly, are well attended and well supported by partner agencies and stakeholders.</p> <p>Cases held by both meetings have reduced in 2023/24 with the biggest reduction in high-risk cases being with YJAG. In March 2023 YJAG held 7 high risk cases whilst Adults at Risk Group had 8. In March 2024 YJAG has just 2 cases and AARG has 5.</p>

During quarter 4 the Adults at Risk Group has monitored and influenced two cases which resulted in partial closure orders at properties where adults were at risk of or were experiencing cuckooing. There has been excellent joint work between Police and partner agencies to secure the necessary closure orders and enable support agencies to engage residents.

The YJAG chair has maintained excellent professional relationships Including with relevant forums such as the Charnwood schools Core Group and the CCE team. As a result, the YJAG is effective at identifying cases where young people need early intervention and cases where CCE risk assessments have not been picked up by the appropriate agencies.

Both AARG and YJAG ensure that appropriate referrals to services are made where need is identified through multi-agency discussion. Both chairs attend a range of multi-agency meetings to support casework taking place with adults at risk of harm, and children and families linked to the CSP sub groups. Throughout Qtr 4, there have been no cases, which the YJAG or AARG has needed to escalate to OP Gizmo. Minutes of both meetings are shared with the NPA Commander and updates are provided at JAG in writing and verbally.

Although the YJAG is pleased to observe fewer high-risk young people being referred, as per the CSP strategic objectives, there is a risk that the YJAG is being under-utilised despite efforts to modernise the meeting and bring it into line with partner agency cultures and trauma-informed practice.

Rather than targeting a reduction in YJAG referrals for 2024/25, it may be prudent to aim for an increase in referrals and better identification of medium-risk cases, whilst the YJAG is not managing a large volume of high-risk young people.

The AARG is effectively applying LLRSAB guidance to assess cases of possible cuckooing, identifying those cases and ensuring that the correct multi-agency arrangements are in place. During qtr. 4 there have been a number of Section 8 notices served, partial closure orders granted and orders extended to increase safety for adults at risk and provide opportunities for multi-agency support interventions.

One example of a case in particular this quarter was strong in evidence of community engagement from Police, LFRS and The Bridge. The voice of the community was effectively captured and influenced a partial closure order both to protect an adult at risk and give the local community respite from substance misusing individuals at a privately owned residence. This was despite a lack of official complaints through proper channels and shows a proactive connection with the community.

Links with Police are good and the AARG has been effective in ensuring important information is shared appropriately. AARG has provided consultation and input into VARM and MDT meetings where cuckooing is a risk, to ensure the correct balance between enforcement and support.

Communities have been supported and engaged through the Safer Streets 4 Project which concluded at the end of quarter 4. Community support has also been delivered through the Police and ASB Team's work to capture views of residents impacted by problems linked to cuckooed properties, adults at risk that have problematic behaviour disorders and high-harm offenders.

There have been two Designated Safeguarding Officer (DSO) training events held during Qtr 4, at which 6 new DSO's including the YJAG chair were trained, strengthening our local Safeguarding expertise including in cases of exploitation.

The CSP is maintaining good links with Family Help (the new name for Children Family and Wellbeing Service) with Attendance at 8-weekly Targeted Family Help meetings with managers, Family Hubs opening events in the Borough and Family Hub strategy meetings and workshops.

National County Lines Intensification Week took place during W/C 4th March 2024. The CSP awaits information to be shared regarding the outcome of the elements of this work that was specifically linked to Charnwood.

County-wide; warrants, arrests and safeguarding visits were carried out during intensification week. Cash, drugs, and weapons were seized.

Through activities including warrants, ANPR operations and priority patrols in hotspot areas, Leicestershire Police:

- Mapped new County Lines
- Made 42 arrests which included mapped County Lines members
- Executed 40 warrants
- Led two ANPR operations – leading to six arrests and interrupted the supply of class A and B drugs
- Recovered significant weapons including a homemade taser
- Seized over £24,000 and 120 Euros in cash
- Seized quantities of drugs including £6,000 worth of crack cocaine and 437 cannabis
- Seized designer clothing worth over £10,000
- Carried out 25 safeguarding visits

Neighbourhood teams in areas where County Lines have been disrupted will be providing further advice to local communities.

During Qtr 4, the identified county lines operating in Charnwood have increased from 5 to 6. This is the highest number amongst Leicestershire District and Borough Council areas and equals the number of lines in South Leicester.

A programme of County Lines workshops, and online learning has been made available to Leicestershire schools from Leics Police Children and Young Persons Officer, Katie Hudson. The CSP has connected with Kate to establish engagement from Charnwood schools. Limehurst and Loughborough North Charnwood Inclusion Partnership have taken up this offer but more schools should be encouraged to engage in 2024/25.

The knowledge and understanding of front line ²⁵ staff, about criminal exploitation, is a need that should be met through individual CSP agency safeguarding training that keeps up with new development and recommended practice.

	<p>The Leicester, Leicestershire and Rutland Safeguarding Board guidance on criminal exploitation for adults and children has been updated during this quarter.</p> <p>Detective Sgt Chris Perry delivered a presentation to the Safer Communities Strategy Board on 22nd March 2024, themed on Modern Slavery, exploitation and organised immigration crime which raised awareness of these issues amongst partner agencies.</p> <p>Working Together to Safeguard Children received its first comprehensive review for 4 years, at the end of 2023. This inter-agency guidance includes direction for staff in handling safeguarding issues including exploitation.</p> <p>In March 2024, the Childrens Commissioner produced The Big Ambition, a report on the ambitions, findings and solutions following The Big Ask consultation with 550,000 children nationally.</p> <p>The Big Ambition includes recommendations linking the voice of children to positive outcomes including outcomes linked to safety from crime, violence and exploitation.</p> <p>The Children’s Commissioner set out five over-arching outcomes for every child, namely that they are safe, healthy, happy, learning and engaged in their community. To achieve this, the CSP must proactively set out to ensure that;</p> <ol style="list-style-type: none"> 1. Every child is safe in their home, school, relationships and local area 2. Every child is prevented from being affected by violence and criminality 3. Every child who is a victim of crime receives specialist care and support 4. Every child is safer after an interaction with the police or youth justice system <p style="text-align: right;">(De Souza, 2024, p. 88)</p> <p>The partnership shares and cascades this learning and will seek awareness-raising opportunities in 2024/25 through our inter-agency comms channels and project work.</p>
<p>Budget / Resource Implications</p>	
<p>Any key risks / issues</p>	<p>During Qtr 4, county lines operating in Charnwood have increased from 5 to 6. This is the highest number amongst Leicestershire District and Borough Council areas and equals the number of lines in South Leicester.</p> <p>The YJAG may be under-utilised and as such 28²⁶ opportunities for multi-agency discussion and planning around young people we are concerned for may be missed.</p>

<p>Planned activity in the next Quarter – <i>include any specific work, initiatives, projects etc that will contribute to above CSP themes and priorities</i></p>	<p>During the next quarter work will be carried out to strengthen the new delivery plan under CSP Priority 3, with improved identification of strategic leads for specialist aspects of the plan such as CCE.</p>
<p>Any other update, developments, achievements, challenges / opportunities</p>	
<p>Gaps/Support Required</p>	

Charnwood Community Safety Partnership Strategic Assessment

2023/2024



Document Details

Title	Charnwood Community Safety Partnership Strategic Assessment, 2023/24
Date created	
Description	The purpose of this document is to provide Charnwood Community Safety Partnership (CSP) with an understanding of key community safety issues affecting the borough.
Geographical coverage	Charnwood Borough
Time period	Data up to 5 th December 2023 plus historic data where appropriate.

Contents:

Section 1: Executive Summary

Section 2: Introduction

Section 3: Scanning

Section 4: Analysis

Section 5: Conclusion

Section 1: Executive Summary

The ethos of an effective partnership is built upon a culture of deep-rooted problem solving. The Charnwood Community Safety Partnership has adopted the **SARA** model – **S**canning, **A**nalysis, **R**esponse, **A**ssessment as its chosen approach to tackle problems relating to crime and disorder.

The Partnership Strategic Assessment provides an evidenced based framework for the Partnership to assess key areas of threat risk and harm. The assessment is utilised to assess and review the effectiveness of the CSP's 2023-2026 Strategic Plan.

Table 1 (below) illustrates how the Charnwood CSP has performed during 2023/24, compared to the previous performance year 2022/23. The data source has been provided by Leicestershire Police and the relevant period is from the 1st April 2023 to 5th December 2023 (and comparative dates in the previous year).

The data set highlights the differentiation in each crime category as well as illustrating the position of Charnwood CSP in its Most Similar Family Group (MSFG). The direction of travel in our MSFG is illustrated by the accompanying arrows – green indicating an improving performance, with red showing a movement in the wrong direction.

Table 1: Overview Crime Performance from the 1st April 2023 to 5th December 2023 compared to 1st April 2022 to 5th December 2022

Crime Type	Performance to Date	Total Crime as at 5 th Dec 2022	Total Crime as at 5 th Dec 2023	Diff	Family Group Position 31 st October 2022
All Crime	-6.1%	10,195	9568	-627	12/15 ↔
Violence with Injury	-4.3%	1,185	1133	-52	14/15 ↔
Burglary – Residential	+3.9%	358	372	+14	15/15 ↓
Burglary – Business	-2.1%	189	185	-4	13/15 ↓
Theft of Vehicles	+2.5%	243	249	+6	7/15 ↑
Theft from Vehicles	-8.2%	474	435	-39	11/15 ↑
Robbery	-30%	57	40	-17	2/15 ↑
Cycle Theft	-1%	297	294	-3	14/15 ↔
Shoplifting	+43%	515	736	+221	6/15 ↔

Summary: Key findings and Recommendations

Reported Crime

It is pleasing to note that during 2023/24, the Partnership has seen reductions in the following crime categories:

- Violence with Injury -4.3%
- Burglary – Business -2.1%
- Theft From Vehicles -8.2%
- Robbery -30%
- Cycle Theft -1%

Table 1 highlights that the following crime domains remain a challenge for the CSP:

- Burglary – Residential +3.9%
- Theft of Vehicles +2.5%
- Shoplifting +43%

With due regard to the data source, it is noted that the statutory duty of reducing 'All Crime' reported within Charnwood is currently being met, with a decrease of -6.1% in this performance indicator. This decrease has resulted in the CSP staying in the same position of 12/15 in its Most Similar Family Group (MSFG).

For context, Charnwood Borough Community Safety Partnership comprises of 10 geographical Police Beats across the CSP locality. Detailed analysis of crime patterns within these Beat locations follows later within this document. However, it is noted that **Beat 62** (which includes Loughborough Town Centre, Ashby Road Estate and Storer Road Area) and **Beat 65**, (which includes Bell Foundry, Warwick Way, and Tuckers Road Area), continue to have the highest volume of crime across most crime categories within the Borough of Charnwood.

Data analysis, as highlighted in previous Partnership Strategic Assessments, illustrates that these two Police Beats have consistently delivered the highest reported crime figures for several years. There are a number of reasons for this:

- **Beat 62 (Loughborough Town Centre)** has a vibrant Night-Time Economy, which brings challenges in terms of alcohol fuelled crime and disorder. There is also a large student populous living within this locality, a community that is often targeted by prolific offenders. Retail crime is another significant contributing factor in terms of recorded crime.
- **Beat 65 (Loughborough East)** contains a number of Lower Super Output Areas (LSOA's) that are ranked highly in the national tables for poverty and recorded crime. The locality houses a significant number of prolific and persistent offenders and as a priority neighbourhood, there are deep seated issues in relation to substance misuse.

Given that both Beat 62 and Beat 65 are chronic locations in terms of crime and disorder, the CSP previously took the decision to implement two multi-agency location-based subgroups, with the aim of having a robust partnership plan, to tackle the volume of crime and disorder on each of those priority neighbourhoods. In 2016, the Loughborough Central Delivery Group (LCDG) and the Loughborough East Delivery Group (LEDG) were both embedded within the CSP target operating model.

The 2023/24 PSA highlights the following 'All Crime' performance (1st April 2023 to 5th December 2023) within these two CSP subgroup locations:

- **LCDG (Beat 62):** -10% reduction (220 less crimes)
- **LEDG (Beat 65):** -8% reduction (134 less crimes)

The above data illustrates that the 'All Crime' target in these two key locations, is moving in the right direction during Quarter 1 – Quarter 3 (2023/24) and corroborates the importance of the partnership's multiagency response to tackling identified areas of high-volume crime.

Whilst the partnership can celebrate the above crime performance for 2023/24, this Partnership Strategic Assessment continues to identify both **Beat 62** and **Beat 65** as the locations for the highest volume of 'All Crime' recorded within Charnwood. This is highlighted by the following Quarter 1 – Quarter 3 (2023/24) data set:

- **LCDG (Beat 62):** 1,963 recorded crimes, which equates to 21% of All Crime
- **LEDG (Beat 65):** 1,535 recorded crimes, which equates to 16% of All Crime

Hence, **Beat 62** and **Beat 65** account for 37% of all reported crime within Charnwood Borough.

Keeping with the theme of 'All Crime', the 2022/23 and this the 2023/24 PSA, highlights two other key locations in terms of the volume of reported crime – namely **Beat 61** (Syston, Thurmaston), and **Beat 64** (Shepshed, Thorpe Acre, Dishley & Hathern). The following 2023/24 data is noted:

- **Beat 61** (Syston, Thurmaston): 1,511 recorded crimes
- **Beat 64** (Shepshed, Thorpe Acre, Dishley & Hathern): 1,246 recorded crimes

The data highlights that these two locations are a risk in terms of the CSP's statutory duty in reducing crime within Charnwood. Beat 61 is now almost at parity with **Beat 65** in terms of recorded volume crime having recorded only 24 fewer crimes than Beat 65 during the current performance year.

The current data identifies the following in terms of volume crime recorded in 2023/2024 to date:

- **Beat 62, 65, 61 and 64** equate for a total of: 6,255 crimes recorded in Charnwood
- **Beat 62, 65, 61 and 64** equate for: 65% of All Recorded Crime in the Borough

Whilst the partnership has two key subgroups to address crime and disorder on Beat 62 and 65, the PSA could not evidence any ongoing targeted partnership work in respect of the other two priority locations of Beat 61 and Beat 64.

For context, in Charnwood there were previously 3 Local Policing Units (LPU's) located within Loughborough, Syston (Beat 61) and Shepshed (Beat 64). However, following a Force restructure in 2015, all LPU's were merged into one Neighbourhood Policing Area (NPA) located within Loughborough.

In keeping with the 2022/23 recommendation, this PSA recommends that the Community Safety Partnership adopts an integrated neighbourhood management strategy focused on reducing crime on Beat 61 and Beat 64. This strategy should focus on the themes of: Prevention, Intelligence, Enforcement and Community Confidence.

Recommendations

The Partnership Strategic Assessment makes the following recommendations for the CSP to consider, with the aim of enhancing performance in the 2024/25 performance year:

- **Recommendation 1:** The CSP reintroduces the Strategic Group into its partnership delivery model. This group should be focused upon ensuring the effective spending profile of the partnership Locality Fund, aligned to its strategic priorities and increasing the partnership's business discipline in respect of the CSP's 3 year (2023-2026) strategic plan.
- **Recommendation 2:** The Strategic Group ensures that each of the appointed leads for the CSP's strategic priorities adopts and implements the partnership's corporate action plan, detailing key outputs and outcomes in respect of each of the strategic priorities.
- **Recommendation 3:** In order to address the rise in both 'Burglary – Residential' and Theft of Vehicles, it will be important for the partnership to have a control strategy in place to curb the offending of this Urban Street Gang. This plan can draw not only on criminal powers but also upon effective civil powers as set down in the 'ASB, Crime & Policing Act 2014'.
- **Recommendation 4:** The locations of Beat 61 (Syston/Thurmaston) and Beat 64 (Shepshed, Hathern) are elevated to standing items on the JAG Agenda, allowing for greater focus and governance on crime reduction strategies required for those locations.
- **Recommendation 5:** The CSP commissions a review of the '2017 Homelessness & Street Related ASB Protocol' with a view of updating the strategy and focusing the partnership's resources on addressing the risk posed by the possible increase of homelessness, asylum dispersal from hotels and any street related anti-social behaviour.

- **Recommendation 6:** The CSP reviews the findings of the Charnwood ASB Hub trial with a view to implementing any best practice or recommendations made following the outcome of this trial.
- **Recommendation 7:** The CSP continues to take a strategic response to the themes that are highlighted by the ASB Case Reviews, with a view to ensuring that best practice and policy is adhered to in the partnership's response to victim's of anti-social behaviour.
- **Recommendation 8:** The CSP creates and implements a partnership Hate Action Plan that dovetails into the overarching LLR: 2023-2026 Hate Strategy.
- **Recommendation 9:** Charnwood Community Safety Partnership creates a Prevent Duty Local Delivery Plan, that is risk focused and documents partnership activity that is likely to reduce the threat of terrorism and prevent radicalisation within Charnwood.

Section 2: Introduction

Partnership Background

Charnwood Community Safety Partnership is made up of representatives from six statutory partners:

- Charnwood Borough Council
- Leicestershire Police
- Leicestershire County Council
- Leicester, Leicestershire and Rutland Integrated Care Boards (ICBs)
- Leicestershire Fire Authority
- National Probation Service

Other non-statutory agencies contributing to the Partnership include:

- Loughborough University
- Children, Families and Wellbeing Services
- Loughborough Chamber of Trade and Commerce
- Turning Point
- Voluntary Sector
- Loughborough Business Improvement District
- Living Without Abuse
- The Bridge
- Falcon Centre
- Exaireo

Community Safety covers a broad area of policy including but not limited to:

- Reducing Crime
- Reducing Re-offending
- Reducing Anti-Social Behaviour
- Administering the ASB Case Review (Community Trigger) process
- Reducing Violent offences, particularly Serious Violent Crime
- Preventing Domestic Abuse and the administration of Domestic Homicide Reviews
- Improving Community Confidence/Cohesion
- Safeguarding adults and youths at Risk
- Preventing Criminal Exploitation
- Tackling Substance Misuse
- Preventing Extremism

OPCC Police and Crime Plan

The PCC has statutory duties for holding the Chief Constable to account for the delivery of an efficient and effective police service and he does this through his 'Police

and Crime Plan'. Charnwood's 2023/2026 Community Safety Partnership Plan takes cognisance of the strategic aims and priorities contained within the Police and Crime Plan. The following are some of those objectives listed by the PCC in his current Crime Plan:

I am clear about what I will require:

- I want more offenders caught, more crime prevented and to put policing back into all our communities
- I want partners who work with the police to be inspired so we can protect those at risk
- I want the police to be connected to the public to mobilise their community spirit
- I want the law-abiding public to regard the police as their friends and protectors
- I want officers and staff to be responsive to the needs of the law-abiding public as the police keep them and their property safe and secure
- I want more compassion and kindness shown to victims of crime and the most vulnerable in society
- I want our police to target those criminals who engage in unlawful activity and seek to endanger or disrupt the peace and safety of our communities
- I expect the Force to look constantly for financial savings, value for money, and efficiency in all areas of the business to ensure that maximum funds are deployed where they are needed most – into the frontline
- I would like to see regular meetings between the Office of the Police and Crime Commissioner and rural stakeholders to remain in touch with problems affecting our rural communities

The PCC's desire to bring offenders to justice and to protect the most vulnerable in our communities from risk, is in keeping with the central themes of the current CSP Plan (2023-2026) listed below:

Charnwood CSP Strategic Priorities (2023-2026)

The three strategic priorities of the Charnwood CSP as set out in the current Community Safety Plan (2023-2026) are:

- **SP1: Safeguarding Communities from Abuse and Violent Offences**
- **SP2: To reduce the harm caused by Youth ASB and Youth Crime**
- **SP3: To reduce Criminal Exploitation**

Throughout the 2023/24 performance year these strategic priorities have been delivered through the CSP delivery structures as listed at *Appendix C*.

However due to a number of factors including the disbandment of the CSP's Strategic Group (2023) and significant change in strategic leads for each of the CSP's key priorities, the partnership during 2024 – 2026 will need a greater focus on the business discipline required to achieve the success criteria of its strategic priorities. This PSA makes the following recommendations:

- **Recommendation 1:** The CSP reintroduces the Strategic Group into its partnership delivery model. This group should be focused upon ensuring the effective spending profile of the partnership Locality Fund, aligned to its strategic priorities and increasing the partnership's business discipline in respect of the CSP's 3 year (2023-2026) strategic plan.

- **Recommendation 2:** The Strategic Group ensures that each of the appointed leads for the CSP’s strategic priorities adopts and implements the partnership’s corporate action plan, detailing key outputs and outcomes in respect of each of the strategic priorities.

Background to the 2023/24 Partnership Strategic Assessment

The publication of a Partnership Strategic Assessment (PSA) is a statutory duty placed on all Community Safety Partnerships. The PSA should take an evidenced based approach, highlighting emerging risks and threats in terms of crime and anti-social behaviour within the dedicated CSP locality.

The aim of this Strategic Assessment is to provide the Charnwood Community Safety Partnership with a comprehensive analysis of any crime, anti-social behaviour, safeguarding trends and emerging threats, harm and risk these themes pose to the effective performance of the CSP.

The recommendations set out in this PSA should assist the relevant authorities forming the CSP, to set strategic priorities to mitigate any emerging risks identified.

For completeness, a record of the 2022/23 Partnership Strategic Assessment’s recommendations are listed below with appropriate updates provided:

2022/23 Charnwood PSA Recommendations:

	<u>PSA Recommendations</u>	<u>Updates</u>	<u>Status</u>
1.	The CSP utilises the 2022/23 Partnership Strategic Assessment to review the key threats and risks posed to the Partnership and commissions a 2023-2026 CSP Plan targeted at key strategic priorities.	Agreed. 2023/26 Charnwood CSP Plan formally adopted by the partnership on 20 th April 2023.	
2.	As part of the 2023-2026 CSP Plan, the Partnership creates a PLF spending profile that is in keeping with both the new OPPC Funding formula and the new CSP strategic priorities	Agreed. 2023/24 PLF fully allocated to local initiatives.	
3.	The JAG Chair undertakes a full assessment of the LCDG and the LEDG’s crime and disorder reduction strategies, with the aim being to make the tasking & coordination of partnership assets more effective in seeking to reduce crime and disorder	The CSP accepts the importance of both the LCDG and the LEDG in the partnership’s strategy for reducing crime and disorder within Charnwood. The partnership requires a consistent approach from both meetings and two new Chairpersons will deliver this approach in 2024.	

4.	The locations of Beat 61 (Syston/Thurmaston) and Beat 64 (Shepshed, Hathern) are elevated to standing items on the JAG Agenda, allowing for greater focus and governance on crime reduction strategies required for those locations.	The CSP acknowledges the emerging risk to performance posed by Beat 61 and 64 and reduction strategies are required to address this ongoing risk.	
5.	The CSP reviews its medium to long term youth plan focused upon reducing youth reoffending beyond the end of the Safer Streets project (September 2023).	The CSP welcomes the decision to extend the police officer secondment to the council – with a review date of December 2024. This officer will coordinate the partnership's response to SP2 in his role as Neighbourhood Management Coordinator.	
6.	The CSP reviews its 2019 Charnwood Drugs Strategy and in doing so, takes an evidence-based approach as to the need for a dedicated CSP Drugs Strategy.	Following the creation of the LLR Combatting Drugs & Alcohol Partnership, the CSP has decided to set aside its own Charnwood Drugs Strategy and utilise the CDAP action plan.	
7.	The CSP reviews its current Community Trigger Policy with the aim of creating a pool of 12 officers across the relevant authorities, who with appropriate training will be able to undertake case reviews following a trigger activation.	The CSP now has 10 officers across the council and Charnwood NPA who are able to undertake ASB Case Reviews.	
8.	The CSP commissions a localised plan aimed at reducing violent offences within Charnwood. This plan should take a holistic approach and formatted in a way that can be supported by all partners forming the CSP	The CSP has completed the VRN Self Assessment and an action plan has been created in respect of SP1: Safeguarding Communities from Abuse & Violent Offences.	
9.	The CSP commissions a review of the Night-Time Economy Strategy aimed at tackling alcohol fuelled violence and disorder	A review of the partnership's NTE plan will be captured in the SP1 Action Plan.	

The above table highlights the CSP's business discipline in ensuring that the recommendations documented in the annual Partnership Strategic Assessment are reviewed and positive action taken to address the identified recommendations. Whilst the majority of the 2022/23 PSA recommendations have been fully implemented, the table above highlights that some remain work in progress. This fact has been taken into account in the creation of this 2023/24 PSA.

Section 3: Scanning

This section provides a scanning and overview of the data provided by partners in respect of the Community Safety Partnership's performance during Quarter 1 – Quarter 3 of the 2022/23 performance year, compared to the same time period in the current 2023/24 performance year.

Table 1: Charnwood CSP Crime Performance Data: 2022/23 compared to 2023/24

Crime Type	Performance to Date	Total Crime as at 5 th Dec 2022	Total Crime as at 5 th Dec 2023	Diff	Family Group Position 31 st October 2022
All Crime	-6.1%	10,195	9568	-627	12/15 ↔
Violence with Injury	-4.3%	1,185	1133	-52	14/15 ↔
Burglary – Residential	+3.9%	358	372	+14	15/15 ↓
Burglary – Business	-2.1%	189	185	-4	13/15 ↓
Theft of Vehicles	+2.5%	243	249	+6	7/15 ↑
Theft from Vehicles	-8.2%	474	435	-39	11/15 ↑
Robbery	-30%	57	40	-17	2/15 ↑
Cycle Theft	-1%	297	294	-3	14/15 ↔
Shoplifting	+43%	515	736	+221	6/15 ↔

Table 1 above, highlights the 9 crime categories that are currently monitored by the CSP in seeking to discharge its statutory duty of reducing recorded crime within Charnwood. The data set further illustrates the direction of travel of the CSP set against the other partnerships located in its Most Similar Family Group (MSFG).

For context, the Home Office places each of the CSP's located within England and Wales within an MSFG consisting of 15 CSP's in total. The government utilises this approach to assess the effectiveness of each CSP in reducing recorded crime. Each MSFG is created utilising data supplied by the office of National Statistics identifying communities of similar characteristics. The other members of Charnwood CSP's MSFG are listed below:

- Hampshire – Eastleigh,
- Hertfordshire - North Hertfordshire,

- Thames Valley – Wycombe,
- Hertfordshire – Hertsmere,
- Sussex – Arun,
- Essex – Chelmsford,
- Essex - Epping Forest,
- North Yorkshire – York,
- Kent – Maidston,
- Kent - Canterbury,
- Avon and Somerset – Bath and North East Somerset,
- Avon and Somerset – South Gloucestershire,
- Hertfordshire – Dacorum
- Warwickshire – Rugby

Each MSFG is given a ranking from 1st to 15th in respect to its comparative performance set against the other CSPs.

The current positions within the family group are:

<u>Crime Type</u>	<u>31st Oct 2022</u>	<u>31st Oct 2023</u>
Violence with Injury	12/15	14/15
All Crime	12/15	12/15
Theft of Motor Vehicle	10/15	7/15
Robbery	4/15	2/15
Shoplifting	6/15	6/15
Theft from Motor Vehicle	11/15	11/15
Cycle Theft	14/15	14/15
Burglary – Residential	13/15	15/15
Burglary – Business	14/15	13/15

On 28th November 2023 at the annual CSP scrutiny meeting, elected members raised their concern that Charnwood CSP remained positioned at 12/15, compared to its most similar family grouping, in its target of reducing 'All Crime'. It was explained to members that the MSFG is a monitoring group created by the Home Office for comparative studies and whilst the Charnwood CSP is currently meeting its statutory duty of reducing 'All Crime', the partnership should not create dysfunctional demand in seeking to explore further its position within the MSFG for this key performance indicator.

The current 2023//24 MSFG positions above, demonstrates that the Charnwood CSP is relatively stable compared to its performance in 2022/23. The CSP has moved in the right direction in 3 crime domains within the Family grouping, those being:

- Burglary – Business
- Theft of Motor Vehicle
- Robbery

The CSP has moved down the MSFG table in the following crime domains:

- Violence with Injury

- Burglary Residential

Section 4: Analysis

This section will provide an in-depth analysis of crime data submitted by relevant partners utilised in the completion of this Strategic Assessment.

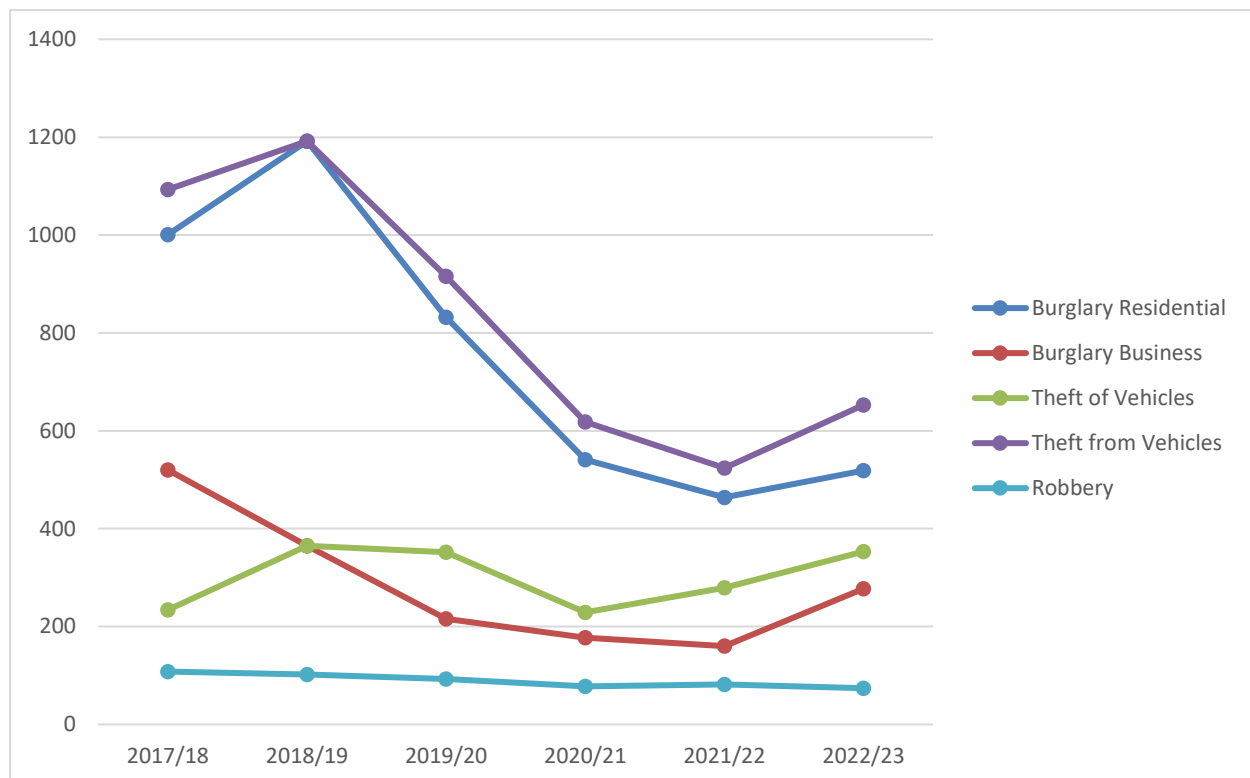
Serious Acquisitive Crime

The Home Office defines Serious Acquisitive Crime (SAC) as the following offences: Burglary – Residential; Burglary – Commercial; Vehicle Crime and Robbery.

Figure 2 below, allows us to analyse in more detail the long-term crime performance of the Charnwood Community Safety Partnership in respect of Serious Acquisitive Crime offences.

Figure 2: Charnwood Serious Acquisitive Crime Trends 2017/18-2022/23

(1st April to 31st March – year on year)



As illustrated above, the CSP can analyse its performance over a 6-year trend in respect of recoded Serious Acquisitive Crime offences. It can be noted that the CSP has previously returned reductions in these core crime domains.

For context, the data must be interpreted with due regard to the COVID pandemic that hit between 2020 – 2021. The government restrictions resulted in significant

reductions in reported Serious Acquisitive Crime offences due to the national lockdown.

Figure 2 above, highlights that the CSP has seen an upward trajectory since the 1st April 2021 in reported:

- Burglary - Residential
- Burglary - Business
- Theft of Vehicles
- Theft from Vehicles

Table 1 (p13) further highlights that both ‘Burglary – Residential’ and ‘Theft of Motor Vehicles’ are the two key crime domains that have continued on an upward trajectory in the current 2023/24 performance year (Quarter 1 – Quarter 3).

- Burglary – Residential: +3.9%
- Theft of Vehicles: +2.5%

As stated earlier, the above crimes are the key components of what are known as the Serious Acquisitive Crime (SAC) offences, which have historically hampered the progress of the partnership. They are offences that predominately feature in the modus operandi of persistent and prolific offenders, often but not exclusively, driven by the need to find funds for their substance misuse.

Leicestershire Police have identified an Urban Street Gang (USG) known as the ‘LE11 Twockers’. This gang is predominately made up of young offenders that reside within Loughborough. Intelligence highlights that this USG has committed offences both in respect of ‘Burglary – Residential’ and ‘Theft of Motor Vehicles’.

Crime analysis has highlighted that their offending is not solely limited to Loughborough, and they have been known to commit similar offences in other locations within Charnwood. In November 2023, elected members and the local community raised their concerns of the ongoing issues of both criminal and anti-social behaviour on the Warwick Way estate, Loughborough. This is the second formal petition presented by elected members/residents of the Warwick Way estate. The previous petition having been submitted on 25th April 2022.

Analysis of data and intelligence in responding to the November 2023 petition has highlighted that the anti-social behaviour is largely driven by young males driving erratically on motorcycles, using the Warwick Way estate as a cut through in the commission of their anti-social behaviour. Moreover, it can be evidenced that many of these motorcycles have been stolen hence the partnership has both anti-social behaviour and criminal activity being committed in or near to the Warwick Way estate.

For context, the Warwick Way estate is a designated priority neighbourhood both for Charnwood Borough Council and the Charnwood NPA. The CSP seeks to mitigate the risk posed in this location via the Loughborough East Delivery Group (LEDG).

In response to the recent petition, Leicestershire Police identified that there have been 148 incidents reported that involve youths on motorbikes since 1st January 2023 – 8th November 2023, in or near to the Warwick Way estate. Police data also highlights that

in that same relevant time period – 104 motorcycles were stolen. Whilst not all this offending will have occurred on the Warwick Way estate, it is clear that the behaviour of this youth cohort is having a negative social impact within our communities and poses a risk to the performance of the Community Safety Partnership.

The behaviour of this Urban Street Gang (USG) has impacted on both the CSP’s ‘Burglary -Residential’ and the ‘Theft of Motor Vehicles’ performance in recent years. It is pleasing to report that a significant youth case involved within this USG received a Civil Injunction following his arrest in September 2023. It is important that the partnership uses all of its tools, including civil powers, in seeking to curb this cohort’s offending.

- **Recommendation 3:** In order to address the rise in both ‘Burglary – Residential’ and Theft of Vehicles, it will be important for the partnership to have a control strategy in place to curb the offending of this Urban Street Gang. This plan can draw not only on criminal powers but also upon effective civil powers as set down in the ‘ASB, Crime & Policing Act 2014’.

CSP Target: ‘All Crime’ Reduction

The CSP has a statutory duty of reducing ‘All Crime’, as set out in section 17 Crime & Disorder Act 1998. As stated earlier, the performance of Charnwood CSP in delivering this duty is assessed nationally through the Home Office’s Most Similar Family Group setting.

Table 2 below, allows the CSP to analyse in more detail reported crime across the ten police beats that form the CSP’s geographical location. Additional context on the local communities and neighbourhoods covered by these police beat locations can be found at *Appendix B*.

Table 2: All Crimes per Police Beat April 2018 to 5th December 2023

Beat	2018/19	2019/20	2020/21	2021/22	2022/23	2023/24	Performance to date
Beat 56	639	521	545	559	577	627	+8.7%
Beat 57	336	307	425	393	398	367	-7.8%
Beat 58	268	301	228	317	331	326	-1.5%
Beat 59	867	798	835	836	816	732	-10.3%
Beat 60	475	480	420	414	440	526	+19.6%
Beat 61	1338	1405	1390	1611	1641	1511	-7.9%
Beat 62	2343	2023	1629	2165	2183	1963	-10%
Beat 63	698	701	693	745	825	768	-7%

Beat 64	1134	1007	1004	1067	1340	1246	-7%
Beat 65	1442	1417	1450	1693	1669	1535	-8%

Note: * Appendix B outlines which areas each of the Police Beats cover

For context, **Table 2** details all crime reported through a full 5-year reporting cycle in Charnwood. The 6th year is the current 2023/24 performance year: Quarter 1 – Quarter 3. Hence the final column is a snapshot of the % change in reported crime as of the 5th December 2023, compared to the same period in 2022/23.

Each year has been colour coded which illustrates clearly the cycle of performance in response to all reported crime. Where possible, the CSP prefers to look at 5 – 6 year trends in respect of its performance, hence preventing dysfunctional demand being created in chasing a key performance indicator (KPI).

As a point of noter, the final % change in reported crime will not be known until early April 2024. However, that said, the partnership’s current performance in reducing ‘All Crime’ is positive with a -6.1% reduction recorded as of 5th December 2023.

Analysis of **Table 2** corroborates the fact stated earlier within this PSA, namely: **Beat 62** (Loughborough Town Centre, Ashby Road Estate and Storer Road Area) and **Beat 65** (Bell Foundry, Warwick Way, and Tuckers Road Area), have the highest volume of recorded crime across most crime categories within the Borough of Charnwood.

Data analysis shows that these two beats have consistently delivered the highest reported crime figures for several years, hence the CSP’s rationale to create multi-agency location-based subgroups in 2016, namely the Loughborough Central Delivery Group (LCDG) and the Loughborough East Delivery Group (LEDG).

The 2023/24 PSA highlights the following ‘All Crime’ performance between the 1st April 2023 to 5th December 2023 within these two CSP subgroup locations:

- **LCDG (Beat 62):** 1,963 recorded crimes (21%)
- **LEDG (Beat 65):** 1,535 recorded crimes (16%)

The above data illustrates that these two Police Beats make up 37% of ‘All Crime’ reported within Charnwood. They are both locations that continue to account for the highest volumes of reported crime within the CSP locality, as corroborated by Table 2 above.

The 2023/24 PSA highlights the following ‘All Crime’ performance (1st April 2023 to 5th December 2023) within these two CSP subgroup locations:

- **LCDG (Beat 62):** -10% reduction (220 less crimes)
- **LEDG (Beat 65):** -8% reduction (134 less crimes)

The above data illustrates that the ‘All Crime’ target in these two key locations, is moving in the right direction during Quarter 1 – Quarter 3 (2023/24) and corroborates

the importance of the partnership’s multiagency response to tackling identified areas of high-volume crime.

The following crime domains are the challenging areas for both subgroups. The LCDG (Beat 62) had increases in the following crime types:

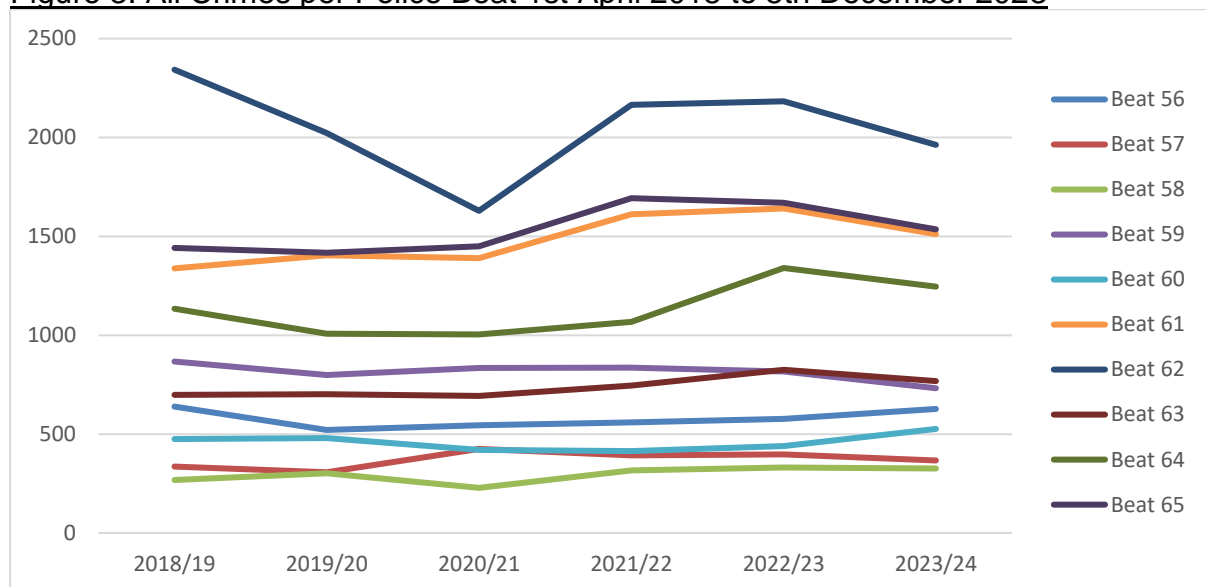
- Cycle Theft: +3.7% increase
- Serious Violent Crime: +11.5% increase

Whilst the LEDG (Beat 65) had increases in the following crime types:

- Burglary – Business: +36% increase
- Theft from Vehicle: +21% increase
- Shoplifting: +66% increase

A more detailed analysis of each of the crime categories recorded within the Borough of Charnwood, highlighting year on year crime trends is as follows:

Figure 3: All Crimes per Police Beat 1st April 2018 to 5th December 2023



*Appendix B outlines which areas the Police Beats cover

Fig 3 above, illustrates the CSP’s 5-year trend in respect of the volume of recorded crime across the CSP locality from 1st April 2018/19 to 1st April 2023/24.

The impact of the Covid restrictions can clearly be seen – particularly in respect of Beat 62: Loughborough Town Centre with the closing of both the day and ight time economies..

This PSA corroborates the findings of the 2022/23 strategic assessment, highlighting the emergence of two other key locations in terms of the volume of reported crime – namely **Beat 61** (Syston, Thurmaston), and **Beat 64** (Shepshed, Thorpe Acre, Dishley & Hathern). The following 2023/24 data is noted:

- **Beat 61** (Syston, Thurmaston): 1,511 recorded crimes

- **Beat 64** (Shepshed, Thorpe Acre, Dishley & Hathern): 1,246 recorded crimes

The data highlights that these two locations, which as stated above, were previously identified in the 2022/23 Partnership Strategic Assessment, are a risk in terms of the CSP's statutory duty in reducing crime within Charnwood.

Figure 3 clearly illustrates that Beat 61 and Beat 65 are now almost at parity in terms of all crime recorded. Beat 61 has recorded only 24 fewer crimes than Beat 65 and continues to be an ongoing threat to the partnership's performance.

The current 2023/24 data identifies that the following 4 beats account for 65% (6,255) of all reported crime within Charnwood:

1. Beat 62: 21% (1,963 crimes)
2. Beat 65: 16% (1,535 crimes)
3. Beat 61: 15% (1,511 crimes)
4. Beat 64: 13%% (1,246 crimes)

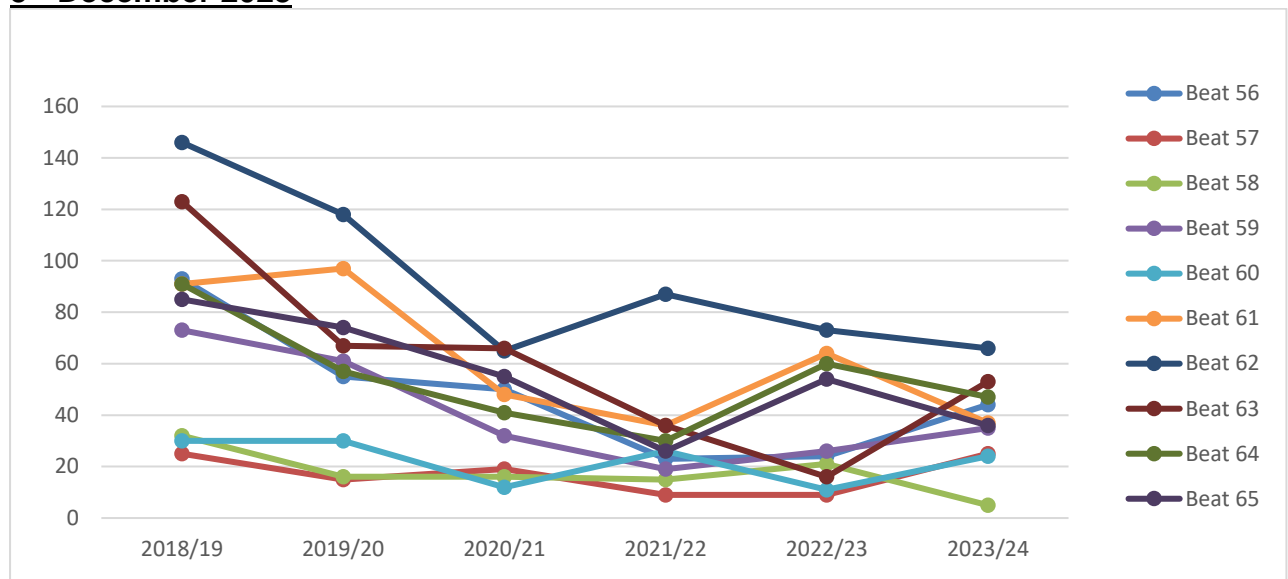
- **Recommendation 4:** The locations of Beat 61 (Syston/Thurmaston) and Beat 64 (Shepshed, Hathern) are elevated to standing items on the JAG Agenda, allowing for greater focus and governance on crime reduction strategies required for those locations.

CSP Monitored Crime Domains per Police Beat (5 year trend)

The below dataset allows for the analysis of 5 key crime domains that the CSP monitors as part of its performance management framework. Those crime domains are listed as being:

- Burglary-Residential
- Theft From Motor Vehicles
- Theft of Motor Vehicles
- Robbery
- Violent Crime

Figure 4: Charnwood 'Burglary – Residential' per Police Beat: 1st April 2018 to 5th December 2023



*Appendix B outlines which areas the Beats cover

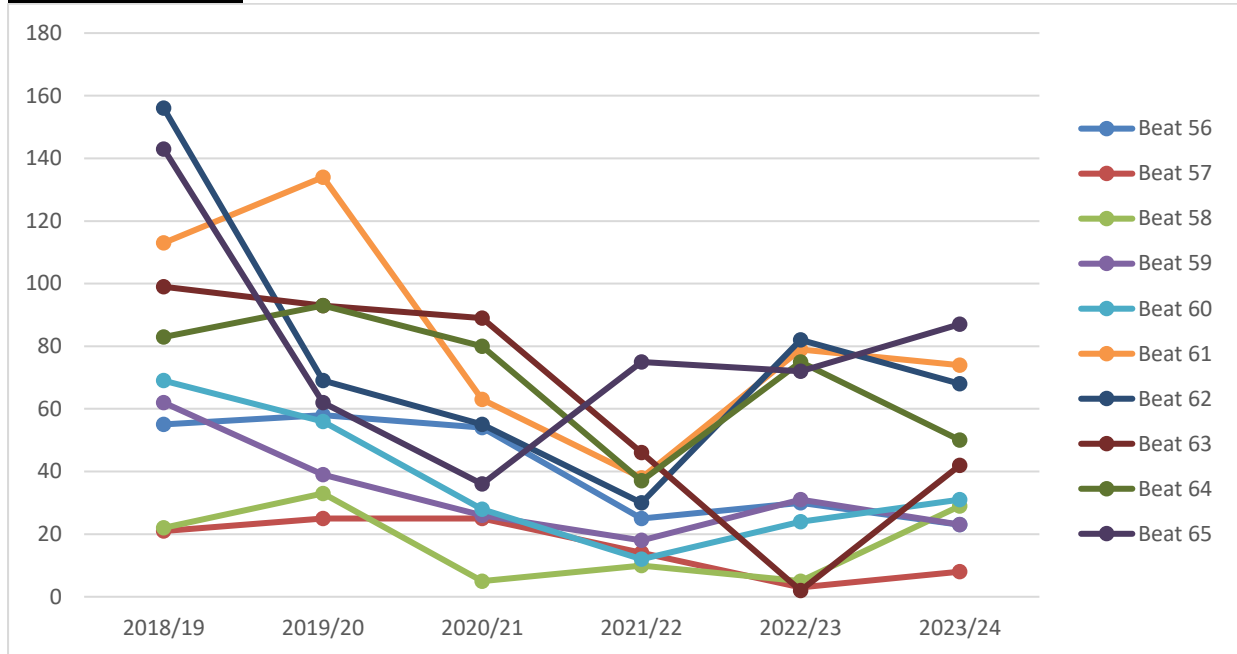
Analysis of the Burglary Residential crime data, **Figure 4**, illustrates that in this performance year 2023/24 we have seen an increase of +3.9% in respect of Burglary Residential, moving the partnership to 13/15 from 15/15 in the Most Similar Family Group.

The 'Burglary-Residential' Quarter 1 – Quarter 3 (2023/24) crime data highlights the following:

- **Beat 62**, Loughborough Town Centre and specifically Storer Road Area and Ashby Road Area has had 66 'Burglary – Residential' crimes recorded, which is a decrease of -9.5%. This equates to 7 less crimes in 2023/24 and demonstrates the effectiveness of Operation Lexical (the CSP's control strategy in respect of student related crime).
- **Beat 65**, which includes The Bell Foundry, Warwick Way, and Tuckers Road Area has seen 36 'Burglary-Residential' crimes recorded, which is a decrease of -33%. This equates to 18 less crimes in 2023/24.
- **Beat 63**, which includes Nanpantan, The Outwoods and Shelthorpe has seen 53 'Burglary-Residential' crimes recorded, which is a +235% increase. This equates to 37 more crimes.
- **Beat 56**, which includes Woodhouse Eves, Newtown Linford, Cropston, Rothley and Quorn has seen 44 'Burglary-Residential' crimes recorded, which is a +83% increase in Burglary Residential during 2023/24. This equates to 20 more crimes.
- **Beat 57** – Mountsorrel has seen 25 'Burglary-Residential' crimes recorded, which is a + 177.8% increase. This equates to 14 more crimes.

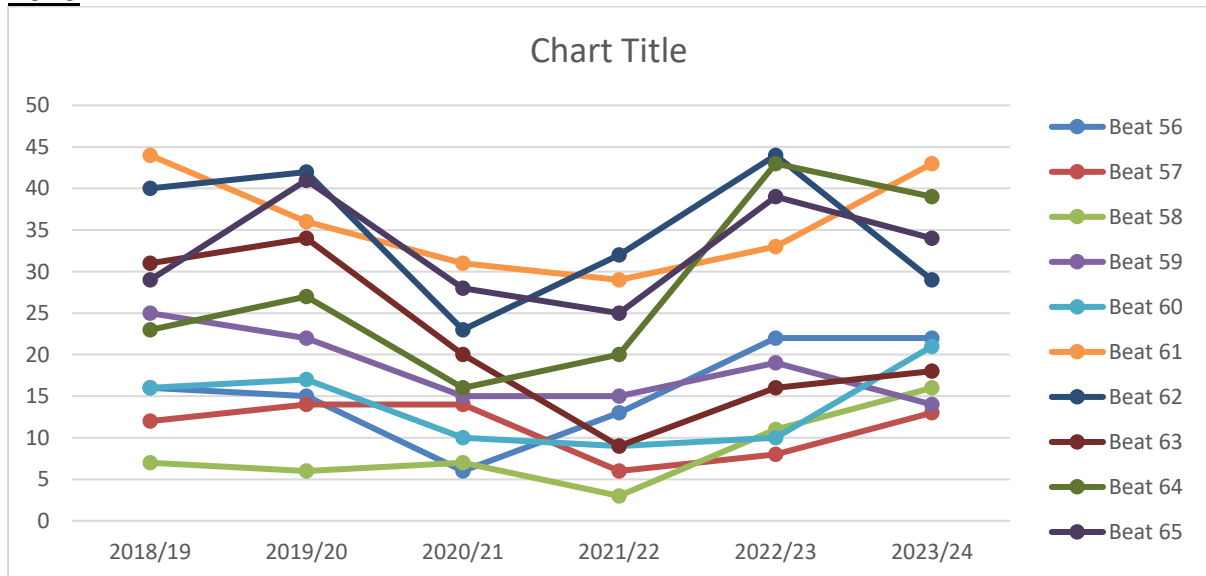
The above data highlights that the key locations in which the CSP has implemented an integrated neighbourhood management strategy Beat 62: (LCDG) and Beat 65 (LEDG) Burglary-Residential crimes are being reduced. The partnership will need to focus on its prevention strategy for key locations other than just Beat 62 ad Beat 65.

Figure 5: 'Theft from Motor Vehicles' per Police Beat 1st April 2018 to 5th December 2023



Between 1st April and 5th December 2023, the Partnership has had a decrease of -8.2% in 'Theft from Motor Vehicles', which equates to 39 less crimes and has placed the CSP 11/15 in the Most Similar Family Group.

Figure 6: 'Theft of Motor Vehicles' per Police Beat: 1st April 2018 to 5th December 2023

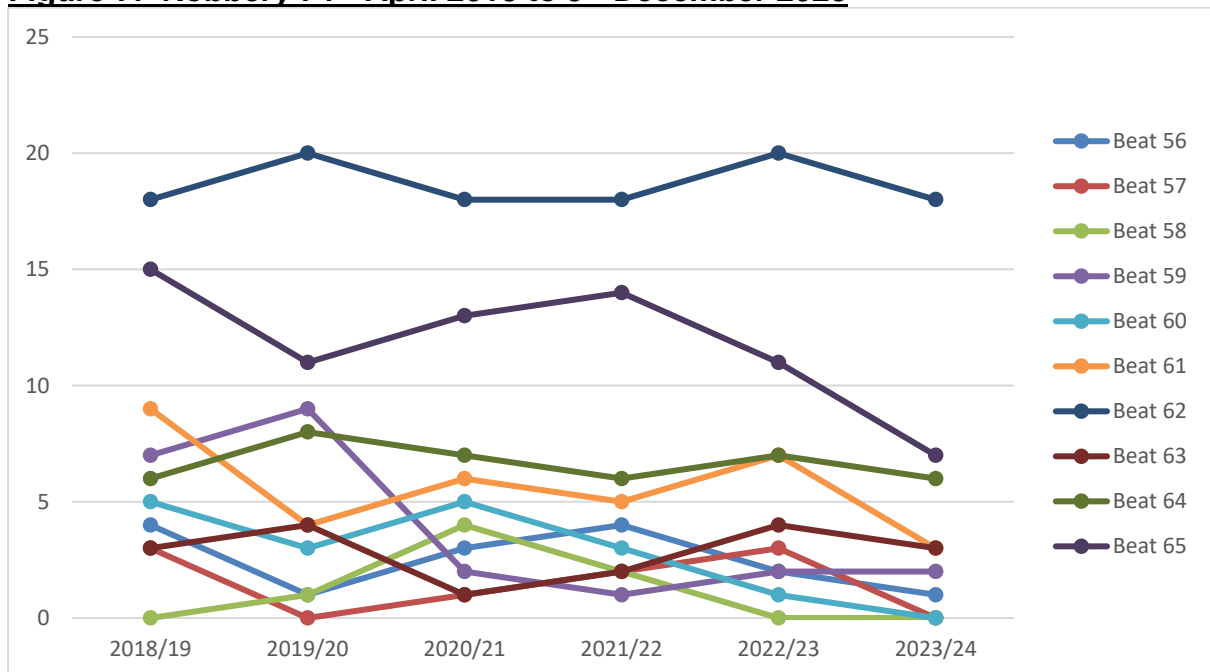


Between 1st April and 5th December 2023, the Partnership has seen an increase of +2.5% in the crime domain: 'Theft of Motor Vehicles'. This performance has placed the CSP in a position of 7/15 in the Most Similar Family Group. The CSP was previously positioned 10/15.

Analysis in **Figure 6** highlights that the greatest volume of thefts of motor vehicles again occurs in the highlighted beats of 61, 62, 64 and 65. The data set below shows that the 5 out of the 10 Police Beats have reported an increase in 'Theft of Motor Vehicles':

- **Beat 57** has seen an increase of 62.5%, which is an increase of 5 crimes
- **Beat 58** has seen an increase of 45.5%, which is an increase of 5 crimes
- **Beat 60** has seen an increase of 110%, which is an increase of 11 crimes
- **Beat 61** has seen an increase of 30%, which is an increase of 10 crimes
- **Beat 63** has seen an increase of 12.5%, which is an increase of 2 crimes

Figure 7: 'Robbery': 1st April 2018 to 5th December 2023



The current CSP performance for Robbery has seen the number of crimes reduced by 30% during 2023/24, which is 17 less crimes. This latest data has improved the CSP's position in the MSFG by moving from 4/15 to 2/15.

Analysis in **Figure 7** shows that **Beat 62**, which includes Loughborough Town Centre, Ashby Road Estate and Storer Road Area, and **Beat 65**, which includes Bell Foundry, Warwick Way, and Tuckers Road Area, still suffer the highest number of robberies:

- **Beat 62** has seen a reduction of -10% which is a decrease of 2 Crimes
- **Beat 65** has seen a decrease of -36% which is a decrease of 4 Crimes

Violent Crime

Table 2: Reported Violent Crime Offences 1st April 2023 – 5th December 2023, compared to 2022/23

Crime Type	Performance to Date	Violent Crime as at 5 th Dec 2022	Violent Crime as at 5 th Dec 2023
Violence with Injury	-4.3%	1,185	1133

Below are the offence categories for the offence of 'Violence with Injury':

- Assault with injury
- Assault with injury on a constable
- Assault with intent to cause serious harm
- Attempted murder
- Causing death by aggravated vehicle taking
- Causing death by careless driving under influence of drink or drugs
- Causing death by careless or inconsiderate driving
- Causing death or serious injury by driving: unlicensed drivers etc.
- Causing or allowing death of child or vulnerable person
- Endangering life
- Intentional destruction of a viable unborn child
- Causing death by dangerous driving
- Causing death by driving: unlicensed driver

Figure 8: 'Violence with Injury' 1st April 2018 to 5th December 2023

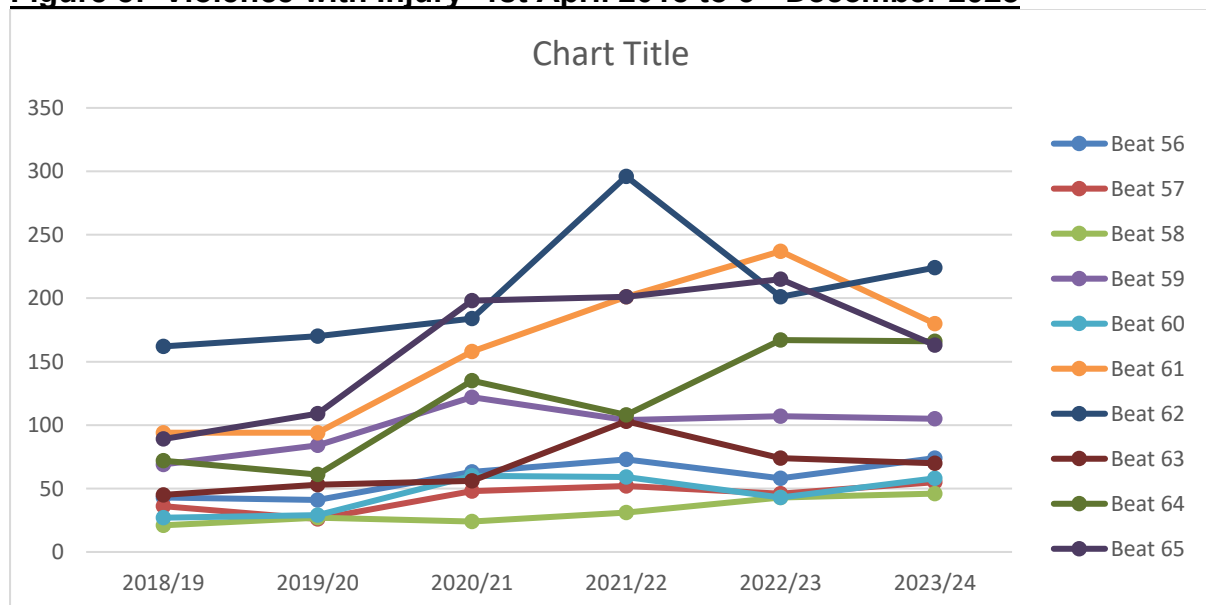


Figure 8 offers more in-depth analysis of Violent Crime committed within Charnwood.

- **Beat 62** has seen an increase of +11.4% (23 more crimes)

- **Beat 65** has seen a reduction of -24% (52 less crimes)
- **Beat 61** has seen a reduction of - 24% (57 less crimes)
- **Beat 64** has seen a reduction of – 0.6% (1 less crimes)

The hotspot areas for the **Beat 62**, are normally the Marketplace, Baxtergate and Biggin Street and within these areas there are licensed premises and late-night takeaways. Throughout the year the Partnership has been working to develop a Night-time Economy Action Plan to tackle violent offences, under the governance of the Loughborough Central Delivery Group (LCDG).

Serious Violence Duty

The statutory duties of the CSP have been amended by ‘The Police, Crime, Sentencing and Courts Bill 2021’. This legislation, that attained royal assent in 2022, now requires that the relevant authorities forming the CSP, work collaboratively in partnership with the aim of implementing a localised plan, focused on reducing serious violence within our CSP locality.

Given the significance of both the Serious Violence Duty and the partnership’s Strategic Priority 1: Safeguarding Communities from Abuse and Violent Offences, it is recommended that the partnership implements a localised action plan aimed at reducing violent offences within Charnwood. This plan should take a holistic approach and formatted in a way that can be supported by all partners forming the CSP.

Locality-base Serious Violence Profile 2022/2023

The local definition of serious violence is the one adopted by the VRN partnership following the commencement of the Serious Violence Duty (2023):

“Violence resulting in significant physical injury and other serious harm, including sexual violence. Violence may be committed with or without weapons, and may take place in domestic or public places”

These are the following key findings;

- 30% of all serious violence was flagged as domestic-related
- Sexual offences make up 10% of all serious violence
- Under 25s contributed to 32% of serious violence in 2022/23
- 5% offences involved a knife or sharp object
- 24% of public place serious violence was committed in the NTE with increases seen at the weekend
- 68% of offenders are male and 60% of victims are female
- 1.6% of Charnwood residents were a victim and 1.2% were a perpetrator of serious violence in the last 12 months

Domestic Abuse

Given the serious nature of domestic abuse and the CSP’s statutory duty in respect of Domestic Homicide Reviews (DHRs), it is important for the partnership to monitor reported levels of domestic abuse.

Historically Domestic Abuse has been an under-reported crime and organisations have found it difficult to measure the true extent of domestic abuse within Charnwood. An increase of both Domestic Abuse and Hate Crime is seen as a positive indicator of a community’s confidence in the statutory services, which is in keeping with the CSP’s vision.

By encouraging victims to report incidents, the partnership will be in an informed position and will be more effective in supporting victims and developing further services. During Qtr.1 to Qtr. 2 of 2023/24, a reduction of -9.4% in Domestic Incidents were reported to the Partnership, with Beat 61 having the highest incidents and Beat 62 the second highest incidents (**Figure 9**).

Figure 9: Domestic incidents 1st April 2023 to 30th September 2023 and 1st April 2022 to the 30th September 2022

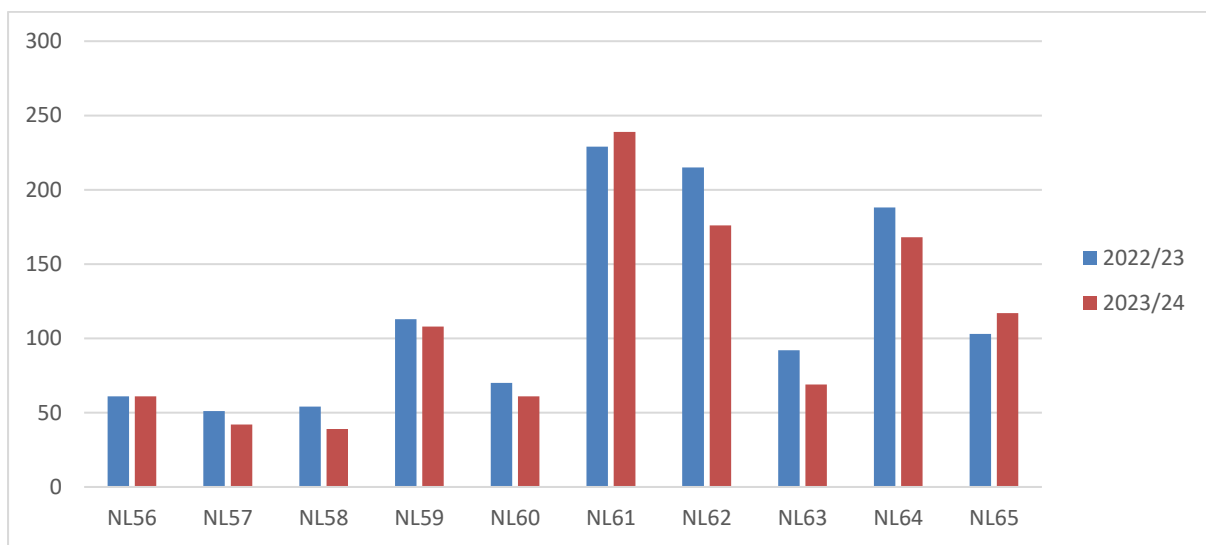


Figure 9, above highlights once more than Beat 61, Beat 62, Beat 64 and Beat 65 are the locations that record the highest volumes of reported domestic abuse within Charnwood.

Sexual Violence

Violence against women and girls (VAWG) is an unacceptable, preventable issue which nationally blights the lives of millions. It is for that reason VAWG features within Strategic Priority 1 in the current 2023-2026 CSP Plan.

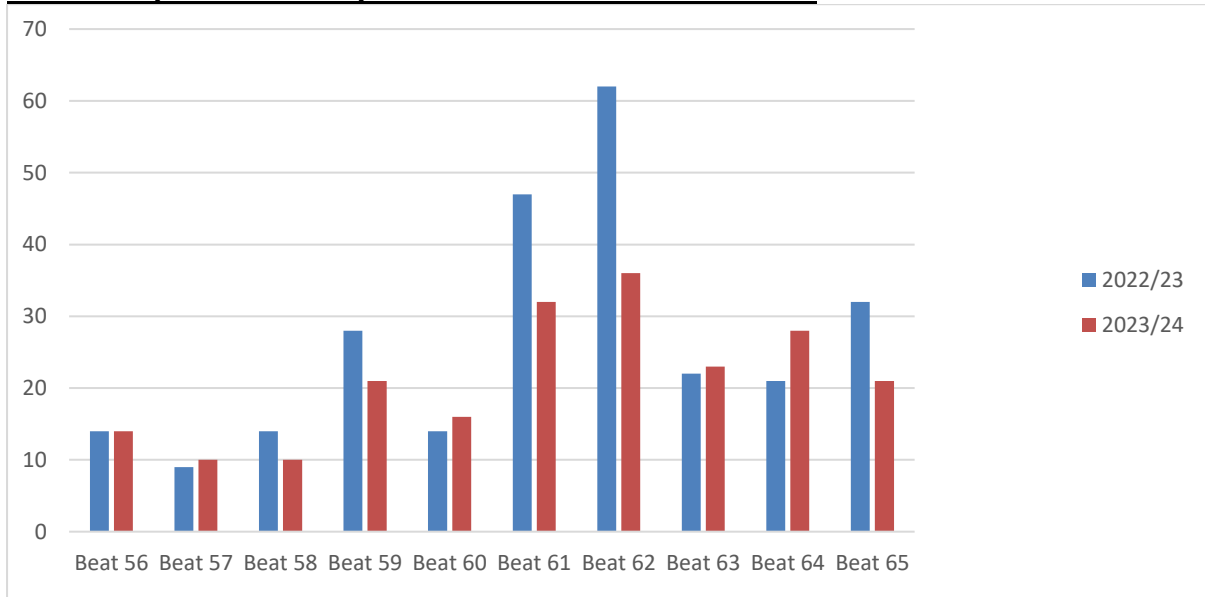
Crimes of violence against women and girls are many and varied. They include rape and other sexual offences, stalking, domestic abuse, ‘honour based’ abuse (including female genital mutilation and forced marriage and ‘honour’ killings), ‘revenge porn’ and ‘upskirting’, as well as many others. While different types of violence against women and girls have their own distinct causes and impacts on victims and survivors, what these crimes share is that they disproportionately affect women and girls.

A note on terminology: The term ‘Violence Against Women And Girls’ (VAWG) refers to acts of violence or abuse that we know disproportionately affect women and girls. Crimes and behaviour covered by this term include rape and other sexual offences, domestic abuse, stalking, ‘honour’-based abuse (including female genital mutilation

forced marriage, and 'honour' killings), as well as many others, including offences committed online.

In recent years we have seen a significant increase in the reporting of crimes such as sexual offences and domestic abuse to the police, this is as a result of improvements the police have made in how they record these crimes and an increased willingness of victims and survivors to come forward.

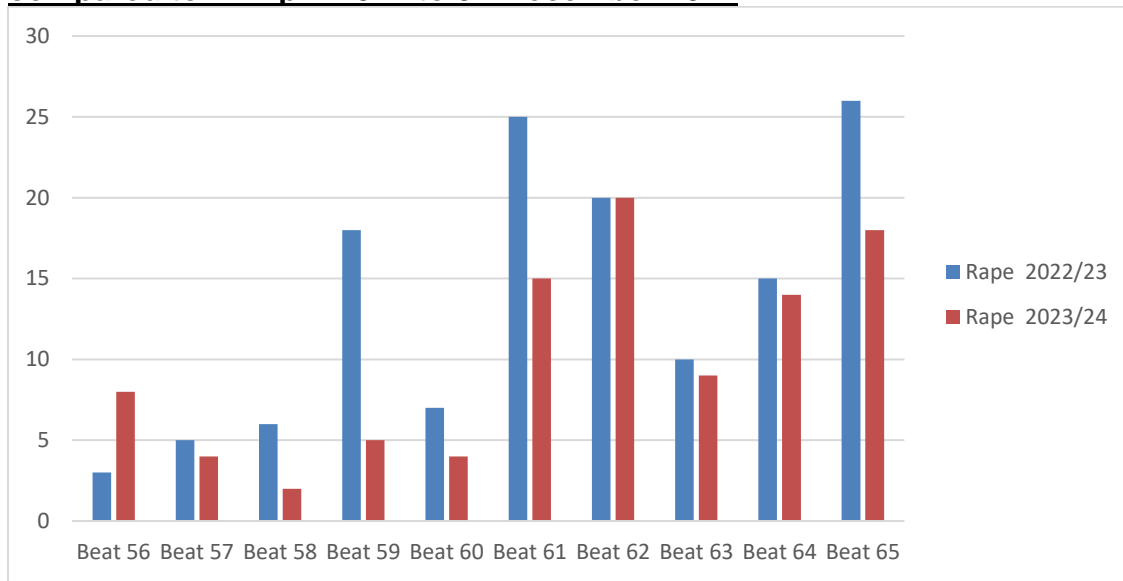
Figure 10: Other Sexual Offences per Police Beat: 1st April 2023 to 5th December 2023 compared to 1st April 2022 to 5th December 2022



In keeping with crime patterns highlighted in this PSA, the hotspot locations for other sexual offences are:

- Beat 62 – which also has the highest number of Other Sexual Offences recorded
- Beat 61 – which also has the 2nd highest number of Other Sexual Offences recorded
- Beat 64 – which also has the 3rd highest number of Other Sexual Offences recorded

Figure 11: Rape Offences per Police Beat: 1st April 2023 to 5th December 2023 compared to 1st April 2022 to 5th December 2022



In keeping with crime patterns highlighted in this PSA, the hotspot locations for recorded rape related offences are:

- Beat 62 – which also has the highest number of Rape Offences recorded
- Beat 65 – which also has the 2nd highest number of Rape Offences recorded
- Beat 61 – which also has the 3rd highest number of Rape Offences recorded

Other Acquisitive Crime (OAQ)

Other Acquisitive Crime (OAQ) offences are made up of two main categories:

- Non-Domestic Burglary
- Theft

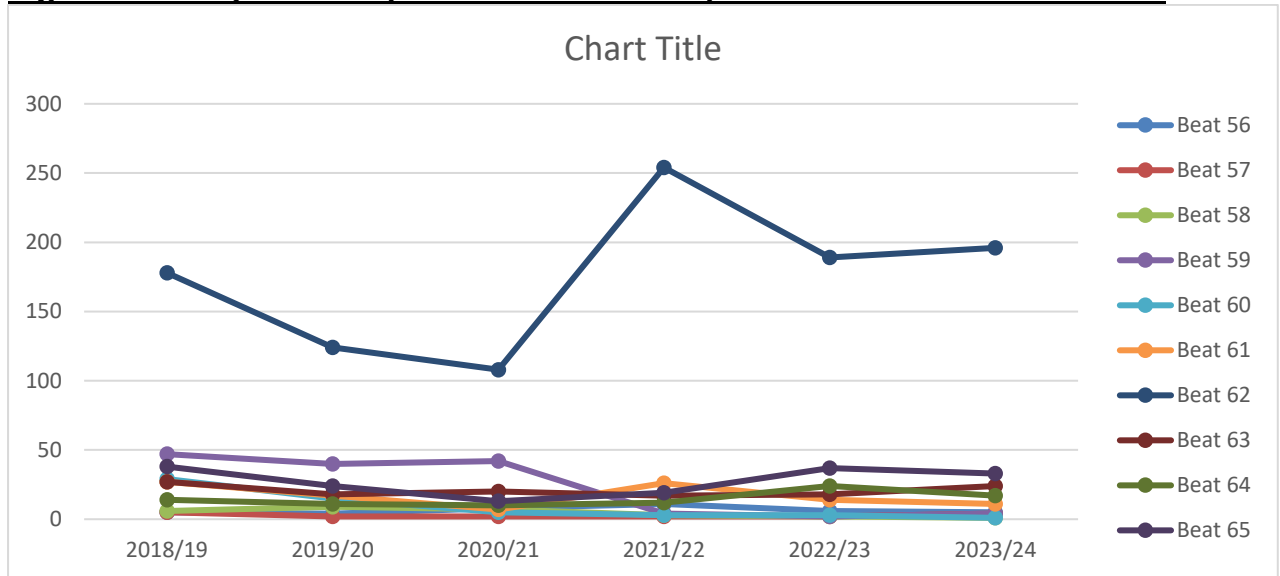
For context, ‘Shoplifting’, ‘Theft of Cycle’, ‘Theft from The Person’ and ‘Other Theft’, are included in the “Theft category”.

During the performance year 2023/24 (1st April 2023 to 5th December 2023) the Partnership has seen a decrease of -1% in Cycle Theft and an increase of +43% in reported Shoplifting (Table 3 below).

Table 3: 2023/2024 OAQ Performance (as measured by Charnwood Community Safety Partnership)

Crime Type	Performance to Date	OAQ Crime as at 5th Dec 2022	OAQ Crime as at 5th Dec 2023
Bicycle Theft	-1%	297	294
Shoplifting	+43%	515	736

Figure 12: Bicycle Theft per Police Beat 1st April 2018 to 5th December 2023



Analysis in **Figure 12** illustrates that **Beat 62** (Loughborough Town Centre) has the highest rate of 'Bicycle Theft' compared to all the other Police Beats. This fact is largely due to the targeting of the student populous located within the town centre. The following Beats have seen the highest increase in cycle theft:

- **Beat 62** has seen an increase of +3.7%, which is 7 more crimes
- **Beat 63** has seen an increase of +33%, which is 6 more crimes

The following Beats have seen the biggest reductions:

- **Beat 64** has seen a reduction of -29%, which is 7 less crimes
- **Beat 61** has seen a reduction of -21%, which is 3 less crimes
- **Beat 65** has seen a reduction of -11%, which is 4 less crimes

Figure 13: Shoplifting per Police Beat: 1st April 2018 to 5th December 2023

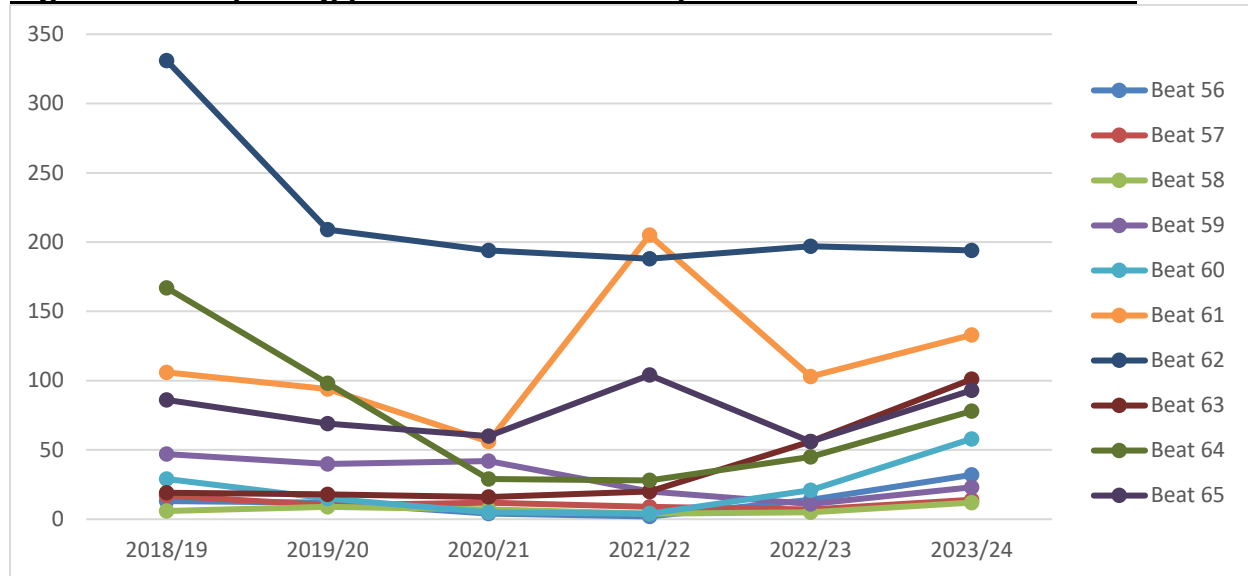


Figure 13 above, illustrates that **Beat 62:** (Loughborough Town Centre) has seen a decrease in Shoplifting of -1.5%, which equates to 3 less crimes. The following areas have seen increases:

- **Beat 65** has seen an increase of +66%, which is 37 more crimes
- **Beat 61** has seen an increase of +29%, which is 30 more crimes
- **Beat 63** has seen an increase of +80%, which is 47 more crimes
- **Beat 64** has seen an increase of +73%, which is 33 more crimes
- **Beat 60** has seen an increase of +176%, which is 37 more crimes
- **Beat 56** has seen an increase of +129%, which is 18 more crimes
- **Beat 59** has seen an increase of +109%, which is 12 more crimes

Substance Misuse

From Harm to Hope: A 10 Year Drugs Plan to Cut Crime and Save Lives

This is the first year of the 10-year UK Government plan to combat illegal drugs sets out key actions outlining how they intend to cut off the supply of drugs by criminal gangs and give people with a drug addiction a route to a productive and drug-free life. Underpinned by record investment of over £3 billion in the next two years, the government will seek to reduce drug-related crime, death, harm and overall drug use.

National and local partners will focus on delivering three strategic priorities:

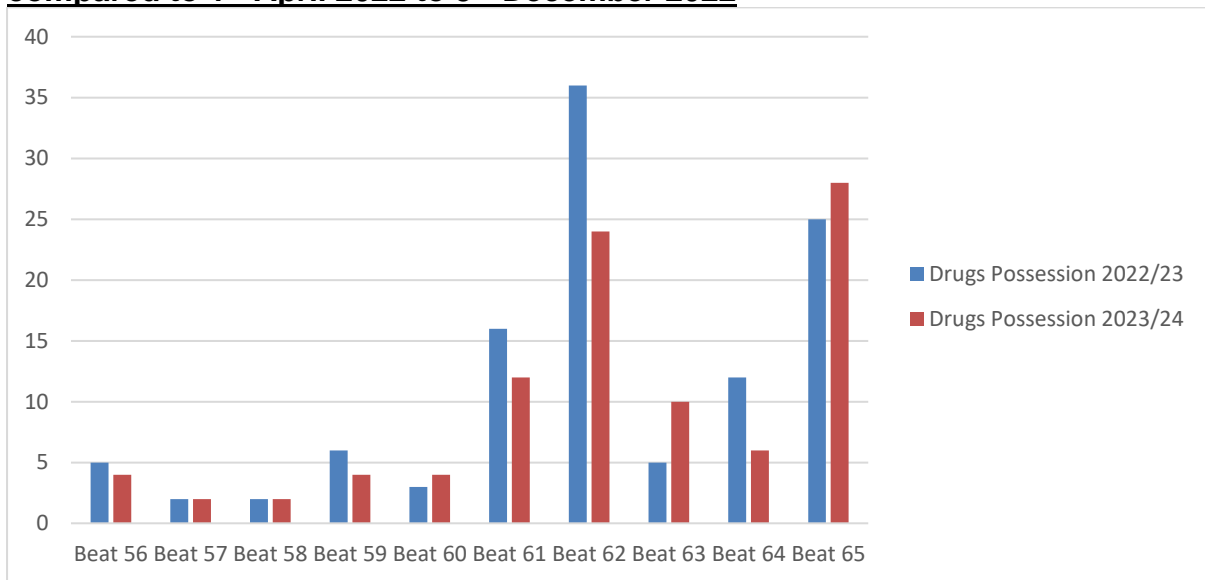
- Breaking Drug Supply Chains
- Delivering a World-Class Treatment and Recovery System
- Achieving a Generational Shift in the Demand for Drugs

The Community Safety Partnership decided in 2023 to set aside the Charnwood CSP Drug Strategy that was implemented in 2019. This follows the creation of the LLR Combatting Drugs & Alcohol Partnership that was created in 2023.

Tackling drugs is a core responsibility for the CSP. Turning Point have estimated that the drug market within Loughborough has a market value of approximately £27 million/year.

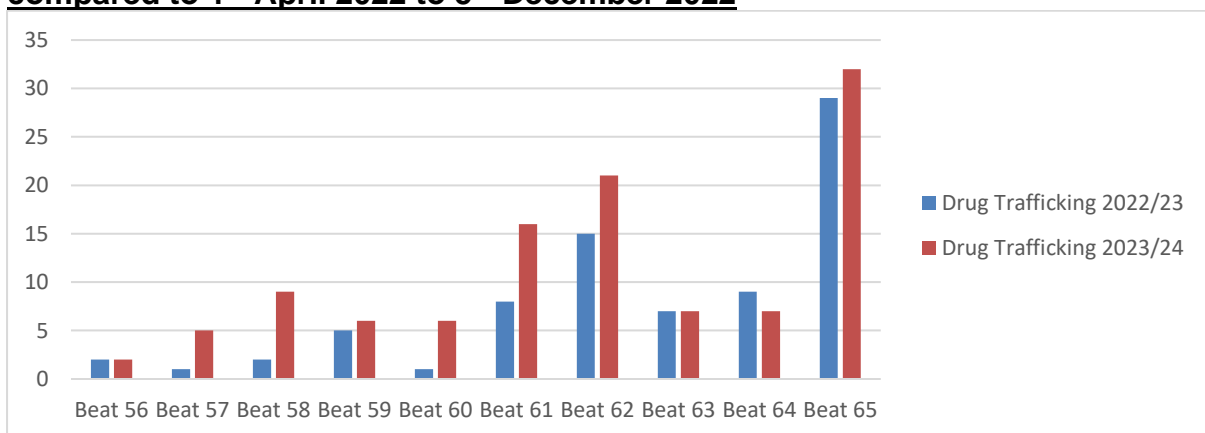
The below data highlights positive action taken within Charnwood under the Misuse of Drugs Act 1971:

Figure 14: Drug Possession per Police Beat: 1st April 2023 to 5th December 2023 compared to 1st April 2022 to 5th December 2022



For context – the above data relates to individuals that have been arrested within Charnwood and been found to be in ‘possession of a controlled drug.’ The data set highlights that **Beat 65: (Loughborough East)** and **Beat 62: (Loughborough Town Centre)** recorded the highest number of ‘Drug Possession’ offences within the borough.

Figure 15: Drug Trafficking per Police Beat: 1st April 2023 to 5th December 2023 compared to 1st April 2022 to 5th December 2022



For context – ‘Drug Trafficking’ refers to an individual that has been arrested within Charnwood and charged with the offence of ‘possession of drugs with the intention to supply’. The above dataset highlights that **Beat 65 (Loughborough East)** and

Beat 62 (Loughborough Town Centre) recorded the highest number of 'Drug Trafficking' offences within the borough.

Operation Silver

During December 2023, Leicestershire Police carried out an operation aimed at tackling Drug Offences within the Charnwood area. Operation Silver targeted a number of addresses across the force and in other forces with 11 addresses in Charnwood. The police have updated the partnership that they have been able to lay 56 charges on 16 individuals relating to various drug, criminal exploitation and offensive weapon offences.

The operation involved officers from Leicestershire Police, West Midlands Police and the British Transport Police along with support from numerous partner agencies. It highlighted that in terms of County Lines, Charnwood is an importing location for organised crime with groups coming in to operate in the drug market.

The post enforcement stage will be crucial in terms of increasing community confidence in the partnership's approach to tackling drugs within our neighbourhoods.

Falcon Support Services

The Falcon Centre is a charity that has been helping the homeless and those in need find independence through housing and community support for many years. They provide Drop-In services and Crisis Accommodation with the aim of preventing anyone from having to sleep rough.

In December 2023, Falcon Support Services were made aware of the County Council's final decision to cut the funding for homeless support. This will result in the closure of the 30-bed provision provided by The Falcon Centre within Loughborough town centre.

The direct effects of the closure of The Falcon Centre stretch much further than the 100 people experiencing homelessness who are accommodated here in a single year. It is from this hub that Falcon Support Services deliver their face to face drop in facility, which has 50-60 daily visits from members of the community, accessing a multitude of services such as:

- housing support and advice,
- help accessing benefits,
- employability coaching,
- help in gaining qualifications,
- harm reduction support including needle exchange and advice on how to stay safe,
- recovery support,
- hot drinks and subsidised meals to assist in the rising cost of living crisis,
- signposting to other services,
- laundry and shower facilities for rough sleepers,

The CSP is already aware of the increasing incidents particularly within Loughborough Town Centre, involving individuals who are either homeless or engaging in substance misuse. The partnership and particularly the LCDG, will need to be alive to the fact that there may be further such incidents should the Falcon Centre close, as is likely, on 31st March 2024.

In 2017, the partnership faced an increase in both homelessness and street related ASB related to substance misuse. In mitigation of that risk, the partnership implemented the 'Homelessness & Street ASB Protocol.' It would be prudent for the CSP to now review this protocol and to ensure it is focused upon addressing this emerging risk.

- **Recommendation 5:** The CSP commissions a review of the '2017 'Homelessness & Street Related ASB Protocol' with a view of updating the strategy and focusing the partnership's resources on addressing the risk posed by the possible increase of homelessness, asylum dispersal from hotels and any street related anti-social behaviour.

Anti-Social Behaviour (ASB)

The following information has been obtained from the Sentinel System. For Charnwood, this provides the most complete data set and contains details of complaints made to the Police and Borough Council:

- Since the 1st April 2023 to 5th December 2023: 1,495 complaints of ASB were logged on Sentinel
- Leicestershire Police have logged 593 complaints.
- Charnwood Borough Council have logged 902 complaints

Incidents Year to Date		
2022/23	2023/24	%
1593	1495	-6.2%

The anti-social behaviours, most commonly complained of, in order of frequency which have been impacted by Covid are:

- **Intimidation/harassment**
- **Litter/rubbish**
- **Noise**
- **Nuisance behaviour**
- **Vehicle-related nuisance**
- **Disregard for community/personal well-being**

The CSP has been made aware that Leicestershire Police are developing a 'Charnwood Police ASB Hub' trial that will be implemented in January 2024, for a period of 6 weeks. This initiative will lead to a police project team reviewing all incidents

reported by members of the public to Leicestershire Police, from within the Charnwood locality. The aim of this Hub will be to ensure all incidents of anti-social behaviour are recorded onto the Sentinel database.

It is anticipated that this project will assist the police understand their demand profile in respect of anti-social behaviour within Charnwood. It is likely that this approach will see an uplift in recorded anti-social behaviour cases during the review period.

- **Recommendation 6:** The CSP reviews the findings of the Charnwood ASB Hub trial with a view to implementing any best practice or recommendations made following the outcome of this trial.

ASB Reviews

An ASB review activation, under *section 104 of the 'ASB, Crime & Policing Act 2014'*, places a statutory duty upon the CSP to review a victim's ASB complaint, if the local threshold is met. In Charnwood that threshold is set at:

- an individual has complained to the Council, Police or a Registered Housing Provider about three separate incidents of ASB in the last six months.
- If an individual has been a victim of a single hate crime or incident in the last six months.

Charnwood CSP have received 47 ASB Case Review activations since the legislation was introduced in 2015. Analysis of this data highlights a significant increase in activations of a 3 year period from 202/21 – 2023/24. It is noted that 60% of all ASB Case Review activations have taken place during this 3 year time period.

During the performance year 2023/24 the CSP has received 6 ASB Reviews, all of which have reached the threshold standard for formal review.

Figure 16: ASB Reviews Received by Charnwood from 1st April 2018 to 5th December 2023

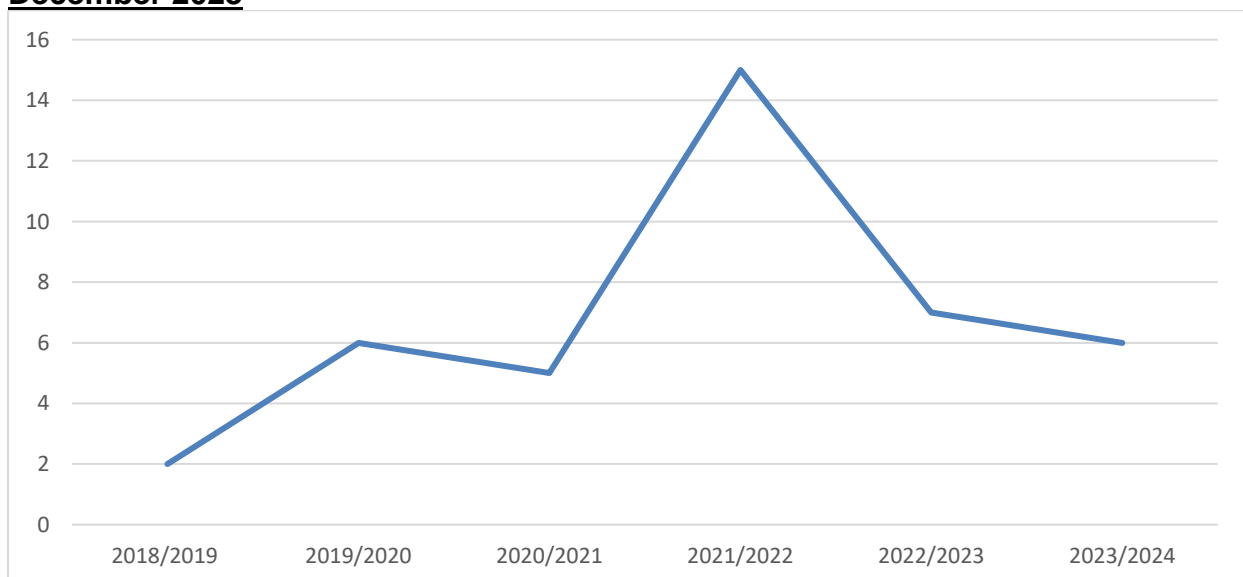


Figure 18 above illustrates the increasing demand in ASB Reviews received by the Partnership (1st April 2018 until - 5th December 2023).

There appear to be repeating patterns from the ASB Case Reviews in Charnwood, particularly in respect of:

- Failures to identify repeat victims/repeat perpetrators/repeat locations
- A lack of effective risk management
- Failures to identify victim or perpetrator's vulnerabilities
- Ineffective case management and silo working
- **Recommendation 7:** The CSP continues to take a strategic response to the themes that are highlighted by the ASB Case Reviews, with a view to ensuring that best practice and policy is adhered to in the partnership's response to victims of anti-social behaviour.

Leicestershire Hate Incident Monitoring Project

The Leicestershire Hate Incident Monitoring Project provides a multi-agency approach across the county. Improving the quality of life in local communities is a key priority for all agencies working together. Reducing levels of hate incidents plays an important part in achieving this and in making Leicestershire including its rural areas a safer place in which to live, work and visit.

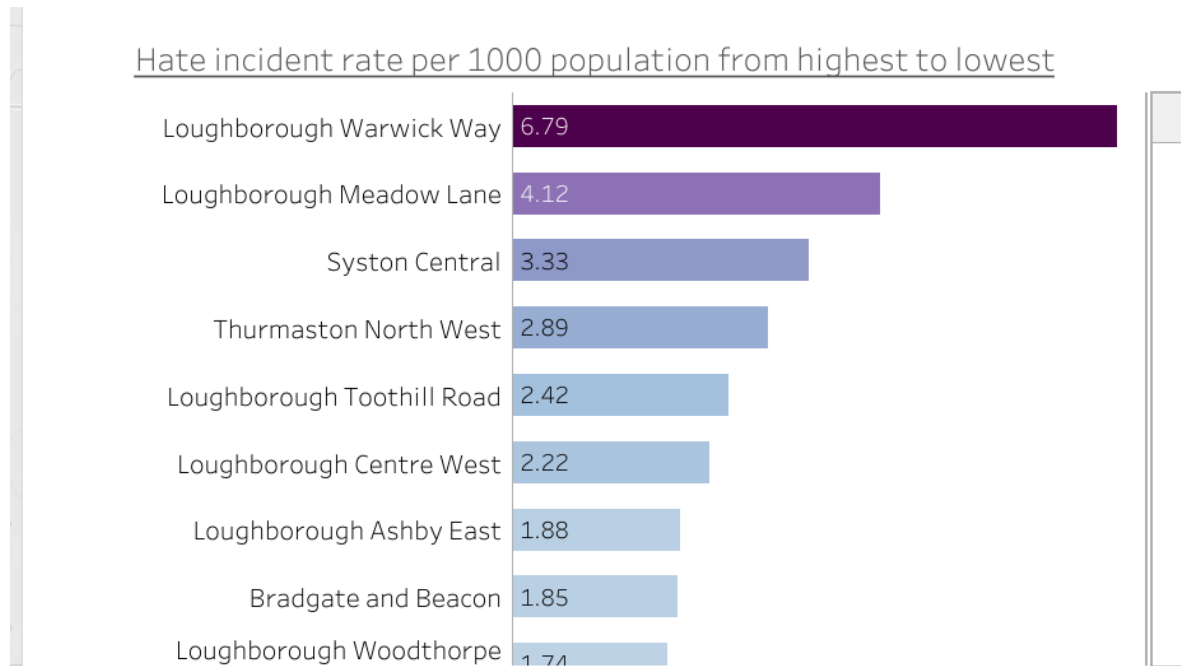
The Project continues to work in a joined-up way with its partners to raise awareness of hate incidents and to increase reporting of hate. Due to the nature of hate incidents, no one agency alone can deal with them and therefore partnership working is central. This area of work also links to all the Community Safety Partnerships within the county and the Stronger Communities agenda.

Hate Crime & Incidents Reported to the Police and HIMP.

From 1st April 2023 to the 30th September 2023 there were 141 Hate Crimes recorded within Charnwood, which represents a reduction of -71 (-33.2%) less offences recorded.

These crimes include racial, religious, homophobic, transphobic, age, disability and gender incidents. For context, the Community Safety Partnership reviews all Hates Incidents, which are recorded on Sentinel, at the Joint Action Group along with all High Risk ASB Cases.

Below highlights the areas with the highest Hate Crimes and Incidents per 1000 population, most of these areas identified are on **Beat 65**, which includes Bell Foundry, Warwick Way, and Tuckers Road Area



Produced by Business Intelligence Team , Leicestershire County Council

The partnership is aware that there continues to be under recording of hate crimes/incidents within Charnwood. At a recent Licensing Meeting – tax drivers of an ethnic appearance stated that they face being a victim of racial abuse on a regular occurrence but have never reported these hate crimes/incidents to the police or to the council.

Furthermore, Leicester, Leicestershire & Rutland have in 2023, published the LLR 2023-2026 Hate Strategy. Assistant Chief Constable Adam Streets has been appointed as the Senior Strategic Lead for this key area of business. This strategic plan sets out the following key themes and priorities:

The LLR Hate Strategy: 2023-26 priorities:

- To raise awareness of what hates crimes and incidents are and how to report them
- To improve the partnership response to hate crimes and incidents
- To identify and respond to emerging issues within localities and communities
- To understand new and emerging communities and engaging with them
- To reassure, strengthen and educate communities
- To support localities to further improve community cohesion
- To learn lessons and share good practice
- To ensure member organisations of the Group improve their corporate understanding of hate crime and incidents and the drivers behind them
- To take an evidence led approach to tackling hate crimes and incidents.

The LLR Hate Strategy further states that there is a requirement for each CSP to create a locally agreed Hate Action Plan that details positive action taken by the partnership to address the key strategic priorities listed above.

This PSA highlights that presently the CSP is non-compliant with the LLR Hate Strategy and will need to create the locally agreed partnership Hate Action Plan.

- **Recommendation 8:** The CSP creates and implements a partnership Hate Action Plan that dovetails into the overarching LLR: 2023-2026 Hate Strategy.

Prevent Duty

The aim of Prevent is to stop people from becoming terrorists or supporting terrorism. Under section 29 of the Counter-Terrorism and Security Act 2015 ('CTSA 2015'), specified authorities are required to have due regard to the need to prevent people from being drawn into terrorism. Local authorities are specified authorities listed in Schedule 6 CTSA 2015.

During 2023 the Home Office published a report outlining an independent review of the Prevent Duty. William Shawcross, who was commissioned by the government to lead on this review, reinforces the need for public agencies to consider radicalisation as a risk, facilitate engagement with partners and that counter radicalisation measures are implemented on the ground. Following this review the government published its new statutory Prevent Duty that went live on 31st December 2023.

Moreover, as a direct outcome of the Shawcross Review, the Home Office have now published 'A Prevent Duty Toolkit'. This toolkit supports the delivery of the Prevent duty by local partners in England and Wales by providing practical information and suggestions for local agencies to prevent people from becoming a terrorist or supporting terrorism. It includes examples of good and best practice in putting the Prevent duty guidance into action.

Whilst this toolkit is not statutory guidance, the Charnwood Community Safety Partnership does not presently have a local delivery partnership plan. Such a plan is a recommendation from the independent review which further states such a plan should be focused on identifying local risks, with the aim of understanding radicalising influences within a given locality. The CSP local Prevent Delivery Plan should be linked to the LLR overarching Prevent strategy.

During 2024, it is the Home Office's intention to undertake a Prevent Duty Assurance exercise. In essence this will be an assessment of the LLR's Prevent Duty compliance and its approach to preventing radicalisation. This will be an important part of also assessing the Counter Terrorism Local Profile (CTLP). Each locality has a CLTP and it is important that this is risk assessed through a partnership approach.

Recommendation 9: Charnwood Community Safety Partnership creates a Prevent Duty Local Delivery Plan, that is risk focused and documents partnership activity that is likely to reduce the threat of terrorism and prevent radicalisation within Charnwood.

Environmental Scanning:

Criminal Justice Bill: Anti-Social Behaviour.

The incoming 'Criminal Justice Bill' proposes to strengthen the powers of the police, local authorities, and other partners to tackle anti-social behaviour. The legislation is also intended to:

- Improve the accountability of Community Safety Partnerships (CSPs)
- Strengthen the strategic partnerships between CSPs and Police and Crime Commissioners (PCCs)
- Enhance how CSPs and the OPCC work together to tackle crime and anti-social behaviour.

The Bill will enhance the powers available to the police and other local agencies under the 'Anti-social Behaviour, Crime and Policing Act 2014' (the 2014 Act) to tackle ASB. This includes:

- Extending the maximum exclusion period for dispersal directions from 48 hours to 72 hours, with a mandatory review at 48 hours. Increasing the maximum exclusion period to 72 hours will allow the relevant authorities to implement dispersal directions which cover weekends and bank holidays.
- Extending the power to implement a Public Spaces Protection Order (PSPO) to the police. By enabling the police to implement a PSPO, more agencies will be able use this power more quickly and efficiently, providing faster respite to the affected community.
- Lowering the minimum age of a Community Protection Notice (CPN) from 16 to 10. By lowering the age to 10, in line with the age of criminal responsibility, it will help the police and other agencies to intervene early to stop ASB by young children escalating. The relevant agencies will need to engage youth services prior to issuing a CPN to an offender aged under 16.
- Increasing the upper limit for a Fixed Penalty Notice for breaches of a PSPO and a CPN from £100 to £500. By increasing the upper limit to £500, this will help deter more people from breaching PSPOs and CPNs. As increased fines carry more weight, we expect this will have a greater impact on the reduction of ASB.
- Extending the timeframe that relevant agencies can apply to a magistrates' court for a Closure Order from 48 hours after service of a Closure Notice to 72 hours. This will give more time to the relevant agencies to progress the application for a Closure Order, protecting the local community in the meantime, and to implement other solutions to address the ASB in question.
- Extending the power to issue a Closure Notice to registered social housing providers. Currently only local authorities and police can issue Closure Notices. This is despite registered social housing providers often being the first agency to be aware of the ASB in question but being powerless to tackle it. By extending this power to registered social housing providers, this will give more relevant agencies the power to use a Closure Notice and apply to a court for a Closure Order when dealing with ASB in a social housing context.
- Extending the power of arrest to all breaches of a Civil Injunction By expanding the power of arrest to all breaches of a Civil Injunction, rather than just those where there is a threat of violence, this will give the power more "teeth" and will deter offenders from breaching their injunction, providing swifter justice for victims.

- Extending the powers available under the Community Safety Accreditation Scheme (CSAS) to allow CSAS officers to issue Fixed Penalty Notices for breach of CPNs and PSPOs. CSAS officers currently do not have any powers to issue a Fixed Penalty Notice to enforce a breach of a CPN or a PSPO. Extending the power to enforce breaches of CPNs and PSPOs to more relevant agencies will help strengthen enforcement capability and broaden the range of agencies that can tackle ASB, freeing up resources for other relevant agencies.

The Bill also require Community Safety Partnership to do the following.

- Confer a power on PCCs to make recommendations on the activity of CSPs and place a duty for CSPs to take those recommendations into account. A CSP must consider any recommendations but is not under a duty to implement them. However, if they do not implement the recommendations, the CSP must share their reasons for doing so with the PCC.
- Create a duty for PCCs to promote awareness of the ASB Case Review in their police force area, monitor its use and provide a route for victims to query decisions via their office. Setting out the PCCs' role in the ASB Case Review will enable more consistency in implementation across all police force areas, so victims can expect a more consistent service.
- Create a duty for relevant bodies to report on the following data
 - Number of ASB incidents reported;
 - Types of ASB incidents reported;
 - Where ASB incidents occur, including hotspots; and
 - Number of ASB Case Reviews and their outcomes.

Alongside the Bill we will bring forward secondary legislation that will introduce new statutory requirements for the CSP to:

- Set out in their annual strategic assessment how it has had due regard to the police and crime objectives set out in the PCC's police and crime plan.
- To send a copy of the strategic assessment to the PCC. This will help to improve PCC and CSP relationships and align crime reduction strategies at a police force and local level.
- Publish the executive summary of their strategic assessment. This will improve CSPs' visibility and accountability to the public and their local communities.

The Community Safety Partnership (CSP) review and Anti-Social Behaviour (ASB) powers consultation, which ran from March to May 2023, tested views on strengthening the powers used to tackle ASB in the 2014 Act.

Conclusion:

The Partnership Strategic Assessment makes the following recommendations for the CSP to consider, with the aim of enhancing performance in the 2024/25 performance year:

- **Recommendation 1:** The CSP reintroduces the Strategic Group into its partnership delivery model. This group should be focused upon ensuring the

effective spending profile of the partnership Locality Fund, aligned to its strategic priorities and increasing the partnership's business discipline in respect of the CSP's 3 year (2023-2026) strategic plan.

- **Recommendation 2:** The Strategic Group ensures that each of the appointed leads for the CSP's strategic priorities adopts and implements the partnership's corporate action plan, detailing key outputs and outcomes in respect of each of the strategic priorities.
- **Recommendation 3:** In order to address the rise in both 'Burglary – Residential' and Theft of Vehicles, it will be important for the partnership to have a control strategy in place to curb the offending of this Urban Street Gang. This plan can draw not only on criminal powers but also upon effective civil powers as set down in the 'ASB, Crime & Policing Act 2014'.
- **Recommendation 4:** The locations of Beat 61 (Syston/Thurmaston) and Beat 64 (Shepshed, Hathern) are elevated to standing items on the JAG Agenda, allowing for greater focus and governance on crime reduction strategies required for those locations.
- **Recommendation 5:** The CSP commissions a review of the '2017 Homelessness & Street Related ASB Protocol' with a view of updating the strategy and focusing the partnership's resources on addressing the risk posed by the possible increase of homelessness, asylum dispersal from hotels and any street related anti-social behaviour.
- **Recommendation 6:** The CSP reviews the findings of the Charnwood ASB Hub trial with a view to implementing any best practice or recommendations made following the outcome of this trial.
- **Recommendation 7:** The CSP continues to take a strategic response to the themes that are highlighted by the ASB Case Reviews, with a view to ensuring that best practice and policy is adhered to in the partnership's response to victim's of anti-social behaviour.
- **Recommendation 8:** The CSP creates and implements a partnership Hate Action Plan that dovetails into the overarching LLR: 2023-2026 Hate Strategy.
- **Recommendation 9:** Charnwood Community Safety Partnership creates a Prevent Duty Local Delivery Plan, that is risk focused and documents partnership activity that is likely to reduce the threat of terrorism and prevent radicalisation within Charnwood.

Appendix A

The SARA Model

A commonly used problem-solving method is the SARA model (Scanning, Analysis, Response and Assessment). The SARA model contains the following elements:

Scanning:

- Identifying recurring problems of concern to the public and the police.
- Identifying the consequences of the problem for the community and the police.
- Prioritizing those problems.
- Developing broad goals.
- Confirming that the problems exist.
- Determining how frequently the problem occurs and how long it has been taking place.
- Selecting problems for closer examination.

Analysis:

- Identifying and understanding the events and conditions that precede and accompany the problem.
- Identifying relevant data to be collected.
- Researching what is known about the problem type.
- Taking inventory of how the problem is currently addressed and the strengths and limitations of the current response.
- Narrowing the scope of the problem as specifically as possible.
- Identifying a variety of resources that may be of assistance in developing a deeper understanding of the problem.
- Developing a working hypothesis about why the problem is occurring.

Response:

- Brainstorming for new interventions.
- Searching for what other communities with similar problems have done.
- Choosing among the alternative interventions.
- Outlining a response plan and identifying responsible parties.
- Stating the specific objectives for the response plan.
- Carrying out the planned activities.

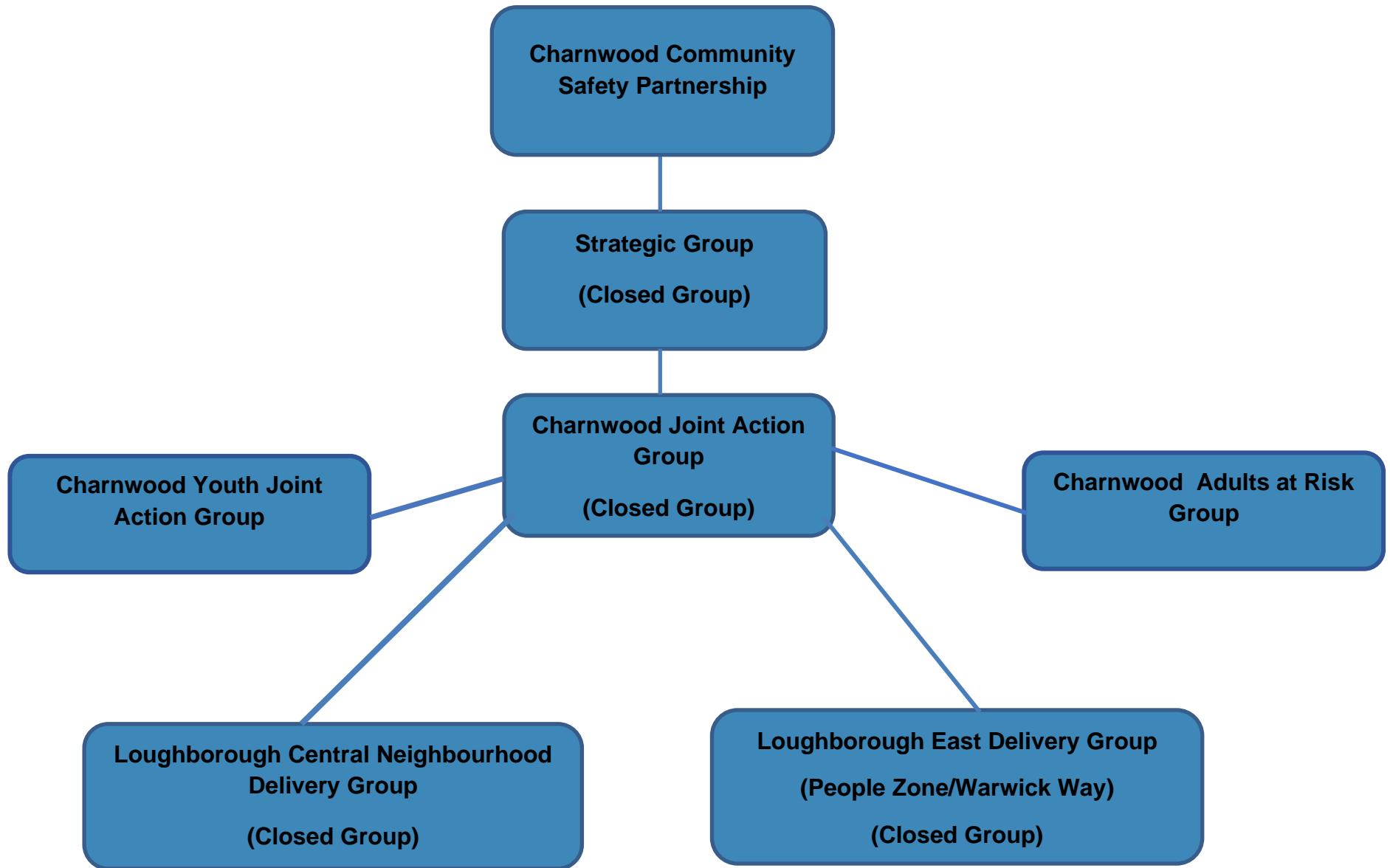
Assessment:

- Determining whether the plan was implemented (a process evaluation).
- Collecting pre- and post-response qualitative and quantitative data.
- Determining whether broad goals and specific objectives were attained.
- Identifying any new strategies needed to augment the original plan.
- Conducting ongoing assessment to ensure continued effectiveness.

Appendix B - Beat Details


Beat 56 Covers, Woodhouse Eves Newtown Linford, Cropston, , Rothley and Quorn
Beat 57 Mountsorrel
Beat 58 Anstey
Beat 59 Covers Wymeswold, Hoton, Burton on Wolds, Barrow Upon Soar, Sileby, and Seagrave
Beat 60 Covers Birstall and Wanlip
Beat 61 Covers, Queniborough, Syston, Thurmaston, Barkby, Beeby and South Croxton
Beat 62 Covers Ashby Road Estate, Loughborough University, Storer Road Area, Loughborough Town Centre and Loughborough College
Beat 63 Covers Nanpantan, The Outwoods and Shelthorpe
Beat 64 Covers Hathern, Shepshed and the Dishley Road Estate
Beat 65 Covers Bell Foundry Estate, Warwick Way estate, Parts of Alan Moss Road, Meadow Lane, Sparrow Hill, Pinfold Gate, Leicester Road

Appendix C: Charnwood Community Safety Partnership Delivery Structure



CHARNWOOD COMMUNITY SAFETY PARTNERSHIP REPORTING TEMPLATE

ITEM 10

Organisation	Leicestershire Fire & Rescue Service	Author	Station Manager Graham Surridge	Date	30 March 2024
Subject Title	Fire & Rescue Update				
Summary <i>(Purpose, background & context for the report update)</i>	To provide the CSP with a report regarding fire service-related incidents and the initiatives being undertaken to make our communities safer.				
Recommendations <i>(Any recommendations for the CSP to consider)</i>	NA				
Performance Data <i>(Insert any relevant performance data)</i>	 IRMP 2020-2024.				
Theme 1 – Making Communities Safer					
Priority 1 – Prevent and disrupt criminality focusing on reducing All Crime, creating safer communities, free from harm and violence Priority 2 – Proactively tackle all ASB with a focus on reducing alcohol / substance misuse related incidents and street related ASB					
Update/s - <i>including specific work, initiatives, projects etc. that contribute to Theme 1</i>	ASB – (fire related). Initiative undertaken at various schools and colleges within the Charnwood District to educate young people on the dangers of fire setting, arson and being associated with groups of people who may engage in this activity. Aim to continue in 2025. Water safety initiative developed and delivered for Schools and Colleges highlighting the dangers of swimming/jumping into water during the summer/winter months. This is inline with an uplift in water rescue provision for LFRS beginning with Loughborough Station. Water safety initiative to deliver basic water rescue training to businesses who may have rivers, canals, and lakes has been conducted at The Moorings public house.				
Theme 2 – Protecting Vulnerable People					

<p>Priority 3 – Prevent violence and exploitation whilst supporting victims: including criminal exploitation, serious violence, domestic / sexual violence, abuse, modern slavery and human trafficking</p> <p>Priority 4 – Prevent people from being drawn into terrorism and take positive action in respect of hate crime</p>	
<p>Update/s - including specific work, initiatives, projects etc. that contribute to Theme 2</p>	<p>Provide Home Safety Checks to the vulnerable to promote fire safety within the home and identify any other issues which may result in referrals to partner agencies.</p> <p>Joint Farm Fire Safety initiative with the Rural Policing team – provide information around fire safety on farms and offer home safety checks for what can be seen as a vulnerable group due to isolated locations.</p>
<p align="center">Theme 3 – Improving Community Confidence, Engagement and Cohesion</p> <p>Priority 5 – Build stronger cohesive communities with a focus on increasing community confidence</p>	
<p>Update/s - including specific work, initiatives, projects etc. that contribute to Theme 3</p>	<p>Post incident responses following significant incidents to provide information and safety messages.</p>
<p>Budget / Resource Implications</p>	<p>Budget within our current allowance and resourced for Loughborough, Birstall and Shepshed fire stations.</p>
<p>Any key risks / issues</p>	<p>NA</p>
<p>Planned activity in the next Quarter – include any specific work, initiatives, projects etc. that will contribute to above CSP themes and priorities</p>	<p>Continued progress in line with the Fire Service IRMP 2020-2024 and the specific station District Plans for 2023-24. / 2024-2025</p> <p>increase in Road Traffic Collision's (RTC). The re instatement of the Charnwood Road Safety Committee (cancelled during Covid) will assist in identifying trends and what joint actions can be taken to reduce themes, (third meeting pending). Joint initiatives being discussed with Police and other stakeholders to reduce risk from car cruise events. Stations broadening social media reach to proliferate road safety messaging to all areas, urban and rural.</p>

<p>Any other update, developments, achievements, challenges / opportunities</p>	<p>Challenge to address ASB within the Charnwood District, specifically within the Loughborough area. School and College initiatives to continue in 2024/25 where possible to maintain reduction in deliberate fires.</p>
<p>Gaps/Support Required</p>	<p>Any assistance from partner agencies to work collaboratively to identify vulnerable people within the Charnwood District to enable home safety checks to be delivered.</p>



Our Plan

**Corporate and Integrated
Risk Management Plan (IRMP) 2020 – 2024**

2022 Refresh



the Fire and Rescue Service
Fire Authority

an
ing framework
pose
our values and behaviours
code of Ethics
Our priorities
Strategies
Monitoring and review
Measuring success

25 Integrated Risk Management Planning

- 25 What is IRMP?
- 26 Reviewing the risks
- 27 Assessing risks
- 28 Managing the risk
- 29 Our 2020 - 2024 IRMP proposals and consultation

32 Our Future Resources

- 32 Financial – budget and income
- 32 Financial – revenue budget and capital programme
- 32 Financial – how our financial strategy supports the IRMP
- 33 Operational resources – fire stations and fire engines
- 34 Our staff
- 34 Corporate resources

35 Community Engagement

37 Glossary

38 Appendices (updated annually)

- 39 Action plan



Foreword

Our purpose is **Safer People, Safer Places** in both our communities and our workplaces. This plan sets out how we will achieve this.

We must understand who our service users are and what services they need to ensure we can continue to deliver a well-managed service, focused on the end users and to direct our resources efficiently and effectively.

This corporate plan describes our service priorities and aims; departmental and district plans will detail how we will successfully achieve our desired outcomes.

Our prevention, protection and response teams will continue to manage the number and impact of incidents and will react effectively when they do happen. Our support teams will enable prevention, protection and response to deliver.

Our staff and our communities must feel safe and have confidence in the quality of the service we provide and the way in which we deliver it. We've agreed a range of activities within our plan to make sure we continue to achieve our statutory duties and deliver an excellent fire and rescue service.



Callum Faint

Chief Fire and Rescue Officer



Nicholas Rushton

Chair of the Combined Fire Authority

About Us

We have 20 fire stations and a fleet of fire engines and other operational vehicles. We employ just over 700 staff; 562 are firefighters, and the remainder are specialist support staff. We attend and resolve over 8,000 emergency incidents each year; fires in buildings, complex rescue incidents involving road traffic collisions, hazardous materials, buildings collapsing and rescuing people trapped in water.

Leicestershire Fire and Rescue Service

Leicester, Leicestershire and Rutland cover an area of more than 979 square miles. It has a network of major motorways, an international airport, large scale businesses, buildings of historical importance and protected wildlife sites.

It has mix of urban, semi-rural and rural localities. The population is growing and ageing. At present it stands at just over 1.1 million people living in over 430,000 domestic properties. There are over 45,000 business premises.

Leicester, Leicestershire and Rutland is diverse and multicultural, with varying degrees of affluence and social deprivation. About 25% of the population are from minority ethnic communities, with Leicester City having the highest proportion of Black, Asian and mixed-race communities at 55%.

The Combined Fire Authority

The Leicester, Leicestershire and Rutland Combined Fire Authority (CFA) govern the fire and rescue service. The CFA is responsible for delivering both an effective fire and rescue service to Leicester, Leicestershire and Rutland and this Corporate Plan and Integrated Risk Management Plan (IRMP). It provides clear leadership for residents and communities to ensure we operate with transparency and accountability.



Key Facts

-  **20 fire stations**
-  **a fleet of fire engines and other operational vehicles**
-  **700 staff (562 firefighters)**
-  **8,000 emergency incidents attended each year**
-  **979 square miles coverage**
-  **over 1.1 million people**
-  **over 420,000 domestic properties**
-  **over 45,000 business premises**

Our Plan

This plan sets out what we want to achieve over the next four years. It combines our corporate plan and our IRMP containing our planning priorities and objectives. We've considered how we'll respond to the key risks and challenges facing our local communities and the organisation itself.

The plan is supported by five corporate strategies that provide more detail about how we'll achieve our aims in each of our priority areas:

 **Safer Communities**

 **Response**

 **Finance and Resources**

 **People**

 **Governance**

Delivery of this plan and the five strategies will be facilitated by annual department and district level plans which will link to the development needs and prioritises for all our staff. The Service Development Programme will support all the corporate projects arising from this plan. Our management and governance structure enables us to monitor progress of the day-to-day activities of the Service, ensuring that risk is managed and our plans are carried out.

We use indicators to monitor the performance of the Service. We measure our own annual performance as well as benchmark against other fire and rescue services.

We publish our levels of performance each year in our Statement of Accounts, Annual Report and Statement of Assurance documents. The Annual Report identifies what we've achieved in the previous financial year, which helps to inform future plans.

Appendix A to this document sets out our action plan and establishes what we intend to do during the next four years. The action plan is reviewed, refreshed and published each year in line with our performance, the progress we make in implementing our priorities, and any change to risk affecting our communities or the organisation.

Our Planning Framework

Direction

Purpose

Our Plan 2020 - 2024

Corporate Plan

Porting Strategies

Communities • Response
Financials • People • Governance

Priority

Service • Incident Programme • Operational and District Plans • Appraisals

Monitoring

Regular Monitoring and Reporting

Assurance

Performance Management

Annual Report and Statement of Assurance

Purpose

Our purpose describes what we are all working towards and is at the heart of everything we do as a Service:

Safer People, Safer Places

We aim to:

- 🌀 prevent incidents from happening
- 🌀 limit their impact when they do happen
- 🌀 respond in the right way at the right time when we're needed

We want our staff, partners and communities to work for, with and alongside us, to create safer people and safer places.



Our Values and Behaviours

The values and behaviours of the Service should reflect how our people actually feel about working within LFRS.

Her Majesty’s Inspectorate of Constabulary and Fire and Rescue Services (HMICFRS) recommended that **“the service should ensure its values and behaviours are understood and demonstrated at all levels of the organisation”**

An initiative was undertaken in 2019 which included a number of activities designed to provide all members of staff the opportunity to contribute towards establishing an agreed set of values and behaviours for the Service. These included workshop events, a staff survey and advocates seeking the views of staff.

The outcome of these activities were the behaviours our staff most commonly admired and what we will strive to be. These are:



These will become what we are and be embedded throughout the Service by positively influencing recruitment, promotion, appraisals and performance management.

Additional attributes and meanings for each behaviour were identified for clarity, and these are:

Professional

 **Competent**

 **Reliable**

 **Respectful**

Positive

 **Constructive**

 **Confident**

 **Enthusiastic**

Honest

 **Truthful**

 **Trustworthy**

 **Fair**

Code of Ethics

The National Fire Chief's Council and the Local Government Association has recently introduced a Core Code of Ethics (Core Code) which is designed to guide all Fire & Rescue Service (FRS) employees in their day-to-day conduct, providing professional standards of practice and behaviour to carry out business honestly and with integrity and to underpin organisational culture. It provides the expectations for how employees should behave in any given situation, to assist with decision-making. This code complements our own values and behaviours of Positive, Professional and Honest.

Fire and Rescue Authorities (FRAs) and FRSs will strive to conduct all our activities efficiently, to the highest ethical standards and in compliance with legal obligations.

Ethics are a cornerstone of professionalism. Ethical behaviour is crucial to maintain public trust and confidence, and to continue to build a reputation which people value and are aware of. This Core Code will also support the fire and rescue service in improving the culture and the diversity within it, and will also ensure that an ethical approach is embedded into all areas of service.

The Core Code reflects best practice principles and has been designed to underpin the way we serve our communities, carry out our role, and work together. It is intended to become the common foundation across all services in England.

The FRS Core Code of Ethics identifies five primary ethical principles that are specifically applicable to the FRS. Each of these primary principles is described by a statement that, taken together, signify what good practice by all employees of the FRSs will look like. They lay out the precise forms of ethical conduct and behaviour that every FRS will adhere to in all its activities and in ensuring its employees, feel valued and respected.

The Five Fire and Rescue Service Ethical Principles






Putting Our Communities First: We put the interest of the public, the community and service users first.

Integrity: We act with integrity including being open, honest and consistent in everything we do.

Dignity and Respect: Making decisions objectively based on evidence, without discrimination or bias.

Leadership: We are all positive role models, always demonstrating flexibility and resilient leadership. We are all accountable for everything we do and challenge all behaviour that falls short of the highest standards.

Equality, Diversity & Inclusion (EDI): We continually recognise and promote the value of EDI both within the FRSs and the wider communities in which we serve. We stand against all forms of discrimination, create equal opportunities, promote equality, foster good relations, and celebrate difference.

Priority	Aims	Outcomes
 <p>Safer Communities</p>	<p>Fewer incidents with reduced consequences</p>	<ul style="list-style-type: none"> • Targeted prevention, protection and resilience activities • Manage Business and community risk effectively • Effective partnership working
 <p>Response</p>	<p>Respond effectively to incidents</p>	<ul style="list-style-type: none"> • Manage calls to fires and other emergency incidents • Provide 24/7 response to local, regional and international incidents • Supply the appropriate resources and attend incidents to meet the needs of our communities • Meet our communities' expectations in resolving emergencies
 <p>Finance and Resources</p>	<p>Deliver value for money quality services</p>	<ul style="list-style-type: none"> • A well-managed and transparent budget • Robust and efficient procurement activities • Reliable, secure and effective ICT systems • Fit for purpose estate, vehicles and operational equipment
 <p>People</p>	<p>An engaged and productive workforce</p>	<ul style="list-style-type: none"> • The right people • In the right place • Doing the right thing • In the right way
 <p>Governance</p>	<p>Provide assurance</p>	<ul style="list-style-type: none"> • Well-informed communities • Well-informed staff • We'll know what our communities think • We'll know what our staff think

Strategies

Our five strategies direct how we'll achieve our aims and objectives. The strategies meet our legislative responsibilities, outline the challenges we face and how we plan to meet them.

Our Strategies

-  **Safer Communities Strategy**
-  **Response Strategy**
-  **Finance and Resources Strategy**
-  **People Strategy**
-  **Governance Strategy**

There are core statutory duties and other legislation we have to satisfy. These require us to be accountable to the diverse communities we serve and to central government. We have to embed equality, improve our performance, show we are open and accountable, and give value for money.

The most significant driver for change is the requirement to re-align the service delivery model to reflect changes in demand and risk levels. We are going to fewer fires, however other incident types are increasing and becoming more complex due to new vehicle/building technologies, designs and construction methods. This complexity in our role requires different skills and a flexible approach, particularly when working with other services, businesses and local partners to protect our communities.

Financial uncertainty will continue to present challenges whilst legislative change will direct future governance, placing broader duties on us to collaborate with others in the interests of efficiency and effectiveness. All our staff will be exposed to changes in processes and systems with greater dependence on ICT and finding out information for themselves.

During 2018, we were inspected by Her Majesty’s Inspectorate of Constabulary and Fire and Rescue Services (HMICFRS) for the first time.

The inspection focused on three pillars which were Effectiveness, Efficiency and People. We were inspected on:

- **How effective are we at keeping people safe and secure from fire and other risks?**
- **How efficient are we at keeping people safe and secure?**
- **How well do we look after our staff**

The details of the inspection are listed in the table. Overall, we were judged as requiring improvement, although we were marked as good in four areas.

Effectiveness	Requires Improvement
Understanding the risk of fire and other emergencies	Good
Preventing fires and other risks	Good
Protecting the public through fire regulation	Requires Improvement
Responding to fires and other emergencies	Requires Improvement
Responding to national risks	Good
Efficiency	Requires Improvement
Making best use of resources	Requires Improvement
Making the fire and rescue service affordable now and in the future	Good
People	Requires Improvement
Promoting the right values and culture	Requires Improvement
Getting the right people with the right skills	Requires Improvement
Ensuring fairness and promoting diversity	Requires Improvement
Managing performance and developing leaders	Requires Improvement

We have created an HMICFRS Improvement Plan to address the areas identified for improvement following the inspection. The tasks involved are linked to our strategies and will be delivered through department and district plans. The next HMICFRS inspection will take place in May and June 2022.



Safer Communities Strategy

The Challenge:

Fire deaths and injuries have a strong link with social deprivation and the health and wellbeing of individuals. Fire has more of an impact on the elderly and vulnerable groups within our community. Reducing the risk to these represents a sizeable challenge, particularly when set against an ageing population.

Putting communities first, we need to continue to identify and engage with those who are vulnerable to fire and other emergencies. We need to deliver risk based prevention and protection activities, improve community resilience and reduce the likelihood and impact of these emergencies.

We want to deliver effective services in all our communities with a person centred approach. We will do this by working with partners, evaluating and improving our engagement with communities and better understanding their needs. To do this efficiently we need to develop our staff, make best use of resources and review partnership activities.

We must be prepared to meet any challenge that reduces our ability to keep our communities safe and secure. We will do this by planning for and responding to events that impact on our staff, our infrastructure, business functions and core services.

The diverse range of domestic properties, commercial and industrial sites as well as other infrastructure within our area present varying degrees of risk, not just limited to fire. We will continue to learn from national and local incidents when developing our operational preparedness. We will ensure that our staff have access to accurate, relevant and timely information and work with partners to assist us to mitigate the impact of emergencies when they occur.





Safer Communities Strategy Cont'd

Meeting the Challenge:

To achieve safer people, safer places we will:

- ✓ Develop our staff to improve their productivity and effectiveness in delivering better outcomes for our communities
- ✓ Deliver targeted, innovative safety education and inspections through skilled staff
- ✓ Better understand our communities needs through improved engagement with them
- ✓ Improve partnership working to enable us to identify, support and protect those vulnerable to emergencies
- ✓ Work with partners to promote health and wellbeing of our communities to keep them safe and well, informing and warning them of risks that may occur
- ✓ Identify and share organisational learning of local and national events to reduce the likelihood of reoccurrence
- ✓ Provide accurate, relevant and timely risk information supporting prevention, protection and resilience activities
- ✓ Create a proactive health, safety and wellbeing culture
- ✓ Develop and test arrangements to protect our own business from the impact of incidents and emergencies
- ✓ Continually monitor and evaluate the effectiveness of our activities





Response Strategy

The Challenge:

The nature and range of emergency incidents we respond to has changed in recent years, but the expectation of the community remains the same. When emergencies happen, we respond in the most effective and safe way to protect and limit damage to life, property and the environment.

We need to ensure that our staff are competent and our firefighting vehicles are available.

We will continue to be flexible in the way we manage and deal with emergencies, from receiving the call to after the incident, whilst seeking to develop collaborative opportunities in our response to emergencies.

Our key priorities must be to ensure that we have the right people, in the right place, doing the right thing, in the right way, maximising capacity, to enable us to meet our communities' expectations.

We need to understand what our communities expect and what is important to them; only then can we deliver an effective response.

Meeting the Challenge:

To meet community expectations of the right people, in the right place at the right time, we need to adopt different ways of working to support the availability of emergency response vehicles.

We will:

✓ **Be ready to respond to emergency incidents;**

Emergency calls answered and managed effectively

Equipment and PPE well maintained

Fire engines available to respond with competent staff

Support the health and wellbeing of our staff

✓ **Understand the risk**

Identify the risks to the public and review plans to minimise these risks

Understand, plan and exercise for the risks our Firefighters may face

✓ **Identify those that may be vulnerable to fire**

Reduce accidental fires in the home

✓ **Review how we perform**

Review post incident and training debriefs to identify improved ways of working.

Ask those who used our services how we performed.



Finance and Resources Strategy

The Challenge:

We need to continue to develop, review and work in partnership internally and externally to provide quality services, evaluating their effectiveness to maximise our resources against a backdrop of continuing financial uncertainty.

We need to harness and develop ideas, encourage innovation and ensure that our systems are available, accessible and secure, with effective and efficient processes to support service delivery.

We need to continue to maintain, modernise and develop our estate, fleet and equipment, considerate of our environmental impact, diverse workforce and changing delivery models.

Meeting the Challenge:

To meet the challenge, we will:

- ✓ Develop and agree a medium-term financial plan, set a balanced budget for each financial year, manage and report spend against it
- ✓ Deliver effective financial services to current and ex-employees, suppliers and customers
- ✓ Develop our workforce and work with partners to improve procurement arrangements
- ✓ Improve the security, accessibility and functionality of our ICT infrastructure
- ✓ Listen to the ideas of our workforce and deliver innovative solutions that benefits service delivery, the environment, our workforce, or realises efficiencies
- ✓ Work with others where it is financially, corporately or operationally advantageous to do so without reducing the quality of service
- ✓ Evaluate and produce plans to develop, maintain and modernise our estate, fleet and equipment provisions, ensuring they are fit for purpose, cost effective, considering the impact they have on the environment and service delivery.





The Challenge:

The safety of our workforce and communities is the priority, however the external environment in which we operate continues to change. This can affect the type of work performed by our workforce, how much money we have to spend and the profile of our workforce.

There is the need for people to understand the part they play in ensuring the Service puts the community first and achieves our purpose of 'safer people, safer places'. We want people who can encourage innovation and creativity; motivate the people that work with them; create an engaging environment and listen to the values and views of our diverse workforce.

As well as those leadership skills, we should aim to have people who can effectively manage their teams by providing clarity and consistency along with policies and procedures that enable them to manage in a way that balances the needs of the individual with the needs of the organisation.

This is not just people in management roles, we need to help our staff understand the changing demands and role of the fire and rescue service; working in partnership with others and embracing ownership and accountability.

It's difficult to predict the rate at which people will leave the Service. There are new duty systems, pension regulations and changes in tax laws that affect levels of reward and retention. Limited opportunities exist for career progression for our support staff.

Operationally, fewer fires mean more training and simulation is needed that immerses people in realistic training scenarios to equip and prepare for emergency response.

Exposure to different experiences and emotions within the broader range of activities means our challenge is to minimise the impact that this has on an individual's physical and mental wellbeing.

An additional challenge is making our workforce more representative of the communities we serve. We need to identify which aspects need to change to increase the appeal of working for the Service to women, black and minority ethnic groups and other protected characteristics.

On-Call availability is an increasing challenge with a reduction in available people, reduced incidents and an expanding role that needs new skills. Our challenge is to attract, recruit and train within a reduced time frame, then retain their services.



People Strategy Cont'd

Meeting the Challenge:

We recognise that staff need clear direction along with developing new skills. This strategy acknowledges the value of diversity of thought, values and beliefs of our workforce. If we are to build on our success, we need to develop leadership behaviours that generate trust, encourage a sense of responsibility and communicate a shared purpose.

We need multi-skilled, flexible staff who engage effectively with people in different environments who focus on customer service. An essential component to all this is having a workforce that reflect the communities we serve.

We will:

- ✓ Through communication, engagement and leadership, ensure everyone who works for Leicestershire Fire and Rescue Service understands the pivotal role their individual contribution plays in contributing to achieving Our Plan and serving our community.
- ✓ Provide clear expected standards of technical and behavioural competence and ways for people to understand their own performance, governed and assured against national guidelines and standards.
 - ✓ Embed our values and behaviours and the NFCC Core Code of Ethics into all our actions.
 - ✓ Include a competency framework in relevant people processes.
 - ✓ Deliver worthwhile, regular situational feedback and performance and development reviews.

- ✓ Provide a blended range of training resources that support the development of knowledge, skills and behaviours for growth in role as well as promotion.
- ✓ Design and communicate fair and transparent career pathways that support people in reaching their full potential.
- ✓ Review the individuals and the organisation's experience of all people processes and policies; from selection through to exit.
- ✓ Align and evolve the activities that enable us to get the right people, with the right skills, in the right roles, at the right time and at the right costs; this is workforce planning.
- ✓ Understand the needs and deliver interventions to prevent physical and mental ill health. Direct people to support services when they need.
- ✓ Seek to address the barriers to recruiting a diverse workforce and creating an inclusive working environment.
- ✓ Collect and analyse people related data in order to make evidence based decisions that improve the performance of our service.



Governance Strategy

The Challenge:

The core principles of good governance encourage openness and comprehensive stakeholder engagement.

To do this, we need to understand what our communities need. We need to engage with them and have reliable, timely and understandable information to help us make informed decisions. We need to know how well we are doing and make effort to do better in areas identified for improvement.

We also need to engage internally to ensure that those who work for our organisation are given opportunities and have the ability to communicate openly and transparently. By doing this we will work together to deliver a clear direction for the future and better explain any change.

With robust governance arrangements in place, we will be ensuring that we are able to act with integrity and demonstrate a strong commitment to ethical values. This will be supported by implementing good practices in transparency reporting.

We want to be sure we are doing the right things for our diverse workforce and the different communities we serve.

Meeting the Challenge:

We will:

- ✓ engage with staff and all communities on major changes affecting our Service
- ✓ promote open and honest communication across the Service
- ✓ make our plans and policies available and easy to understand
- ✓ seek the views of our communities on how we do things
- ✓ collect, manage and use information effectively publishing what we are legally required to do
- ✓ monitor and report on our performance so everyone knows how we are doing
- ✓ support independent audits and inspections.





Monitoring and Review

Monitoring the successful delivery of our Corporate Plan/IRMP, our strategies and our district and departmental plans is undertaken throughout the year.

Our plans will have a diverse range of activities within them that link into the outcomes of the strategies. Governance arrangements for these tasks will vary. The Combined Fire Authority and Corporate Governance Committee will oversee key areas, with other tasks monitored and challenged throughout the year depending on their corporate significance through the Senior Management Team, Tactical Management Team, Service Development Programme, departmental and other management meetings.

Measuring Success

The success of these strategies will come from measuring how well we achieve the outcomes.

To do this, we will compare ourselves with other fire and rescue services and ask our communities how well they think we are doing. Things we do will have their own success criteria and will feature within all our departmental and district team plans and projects.

We will:

- ✓ know how well we engaged with staff and our communities on major changes affecting the Service and if our plans were available and easy to understand
- ✓ obtain community feedback on our performance
- ✓ have audit and inspection reports telling us how we've done
- ✓ share the key decisions we make with staff and communities
- ✓ have effective data capture and management reporting
- ✓ publish our data and key performance indicators
- ✓ share information about our successes
- ✓ have an external audit unqualified opinion on our annual Statement of Accounts, Value for Money conclusion and Annual Governance Statement
- ✓ have no significant loss of functionality through ICT system downtime
- ✓ achieve all compliance standards
- ✓ meet statutory requirements for responding to Freedom of Information requests
- ✓ measure delivery against time, cost and quality on projects
- ✓ publish an Annual Report and Statement of Assurance



Integrated Risk Management Plan (IRMP)

What is an IRMP?

An IRMP must assess all foreseeable fire and rescue related risks to our communities, and put in place arrangements to respond to and deal with them. It must cover at least a three-year time period, be regularly reviewed, reflect local risk, be developed through consultation and be accessible and cost-effective. The planning process should also have regard to risks of a cross-border, multi-authority and national nature.

Our IRMP process is designed to keep people and places safe and takes account of the risks faced by our communities, including the consequence of fires, road traffic collisions, flooding and collapsed buildings amongst others. It's focused on how best our resources can be used to manage and/or reduce and limit the risks.

Reviewing Our Risks

When we develop an IRMP, we engage with multiple partners and use a variety of sources to review existing risks and identify new ones. These sources include historical incident data, demographic data, performance data, high risk location information and local development strategies. We also consider the impact of wider changes in society, including government policy, economic growth and technological progress.

For our emergency response capability, the key areas we look at are availability of resources, response times to incidents and the individual station demand profiles. We also consider our prevention and protection activities in our future planning, reviewing the use and allocation of our available resources to mitigate the impact of identified risks.

All this data and information helps us understand the needs of our communities, identify locations of potential peak demand, and assess our capacity

to respond. It's also used to anticipate trends that may result in an increase in demand as well as opportunities to reduce the current levels.

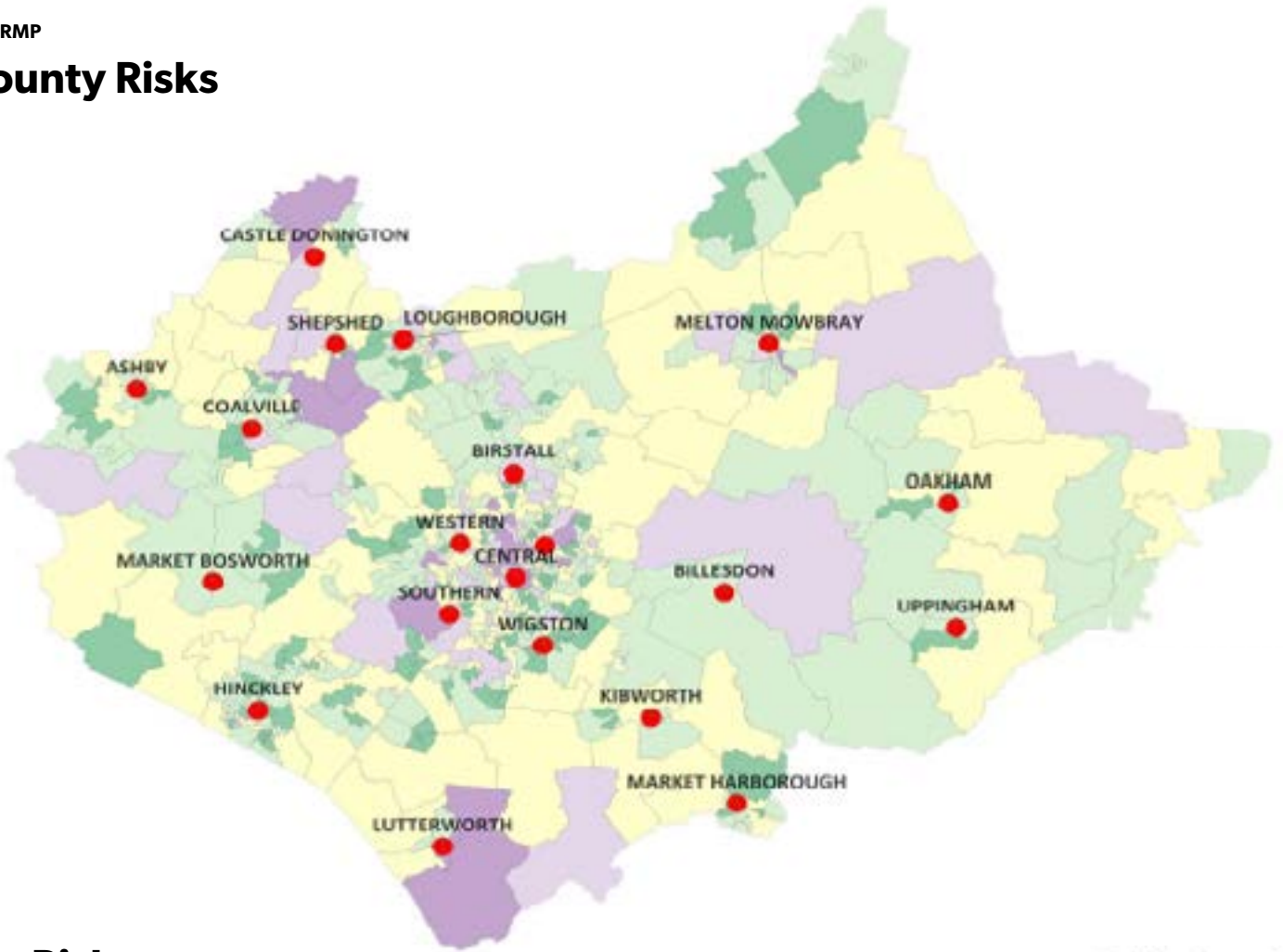
Assessing Risks

Our Community Risk Model (CRM) uses all this information to predict where a serious incident is more likely to occur, relative to other locations within our area. It combines the overall level of deprivation with historic incident data and identifies localities which are more likely to require our response, relative to other localities. The result is a broad view of risk at a locality level, which then informs our decisions about where we should best allocate our resources.

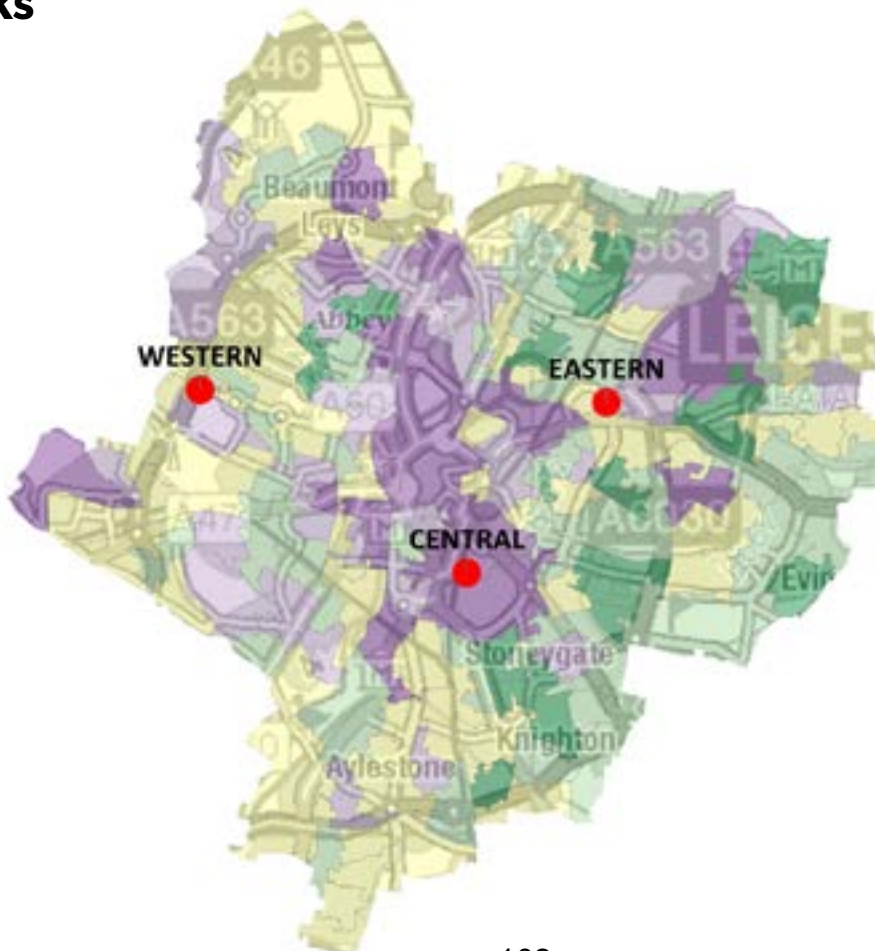
We've mapped our station locations on to the CRM to show how they are currently placed to reflect the potential risks within our communities.

The map shows how each locality has been given a risk category depending on the level and types of incidents attended and overall levels of deprivation. Incidents which are more likely to result in death or injury have been weighted higher.

County Risks



City Risks



Risk Level

- VERY HIGH
- HIGH
- MEDIUM
- LOW
- VERY LOW

Managing the Risks

Risks can come from anywhere. They can make things harder to do as activities need more resources or time to complete or they present opportunities to do things better, more efficiently or in a shorter timescale. All risks, whether legal, financial, operational, safety or project related, will be managed effectively using our Organisational Risk Management process. The Organisational Risk Register will list the most significant risks and what's done to reduce the impact and severity of them. For wider risks affecting our communities, please refer to our Community Risk Register.

Having identified the areas of risk, we use a variety of methods to minimise the risks to our communities. All our risk management work will be contained within individual district and departmental plans.



Our 2020 - 2024 IRMP

Proposals and Consultation

The data we have analysed supports our view that we should use our staff and fire engines efficiently and effectively in undertaking our prevention, protection and response activities. The 2020-2024 IRMP proposals will provide us with the flexibility to do this in a way that ensures we maximise the use of these resources.

The location of our stations meets the foreseeable demand and risk that the Service has to respond to. As such we will not be suggesting any changes to the locations or number of our stations during the 2020-2024 IRMP. We will need to refurbish or redesign elements of them for our staff, partners and community needs.

The seven proposals which were agreed by the CFA in June 2019 were subject to public consultation which ran for 12 weeks from 3 September to 25 November 2019.

They were to:

- ✓ use our fire engines flexibly, aiming to attend life threatening incidents in an average of 10 minutes
- ✓ use our firefighters efficiently and flexibly to maximise our fire engine availability
- ✓ purchase a second high reach appliance to replace the older one of the two vehicles
- ✓ continue to undertake our education and enforcement activities, targeting those most at risk
- ✓ continue to collaborate with other blue light services and our partner agencies to support our purpose of safer people, safer places
- ✓ enable our staff to do the right thing to help our communities
- ✓ implement alternative crewing arrangements in the event of the Service moving away from the current Day Crewing Plus duty system

It is estimated that over 70,000 individuals, businesses, schools, councils, community and minority groups, charities, disability and voluntary groups, staff members and interested members of the public have been engaged in the consultation via a range of different communication methods. The outcomes of the consultation were contained in the consultation summary report which was presented to the CFA in February 2020. The CFA agreed that all seven of the proposals should be implemented.

Educating and advising communities on fire and other safety matters to prevent fires and other emergencies

Responding efficiently and effectively to incidents and limiting the impact of an emergency on communities



Enforcing fire safety legislation amongst businesses and public bodies to protect them from harm in the event of an incident

Ensuring we can continue to provide our services irrespective of major unplanned or unforeseen local or national risks




Prevention

We believe prevention is better than cure. We recognise that risk reduction begins with safe behaviours at home, at work, or on the road. We work with local organisations and partners to target those people who are more vulnerable and likely to be affected by fire and other emergencies. This is done by sharing information and risk profiling.



Protection

We have a legal duty to give advice and enforce fire safety standards across a wide range of commercial and public buildings to keep people safe. The focus of our protection activity is guided by a combination of the features of the building, risks of the premises type, local and national incident trends, or fire safety concerns from our communities. We carry out a programme of inspections at a variety of buildings based on risk. The level of enforcement action we take increases in line with the severity of risk at each building.



Response

There are times when prevention and protection activity cannot stop incidents from occurring, and when they do our priority is to ensure we can respond effectively to them. We send the right number of people with the right skills and the right equipment to manage and resolve the incident.



Resilience

We look to provide an effective emergency response service even when the levels of demand are high. To meet this requirement, we already have agreements in place with all our neighbouring fire and rescue services to provide mutual assistance and support. We are part of a national agreement and network of resources and can provide and receive support from all over the country.

In addition to the fire and rescue network of which we are a part of, we are also members of the Local Resilience Forum (LRF) and play a key role in the development and exercising of plans to deal with major incidents and risks across Leicester, Leicestershire and Rutland and those highlighted in the Community and National Risk Registers. This multi-agency approach ensures high levels of confidence in the emergency plans and business continuity arrangements we've developed.

Work with the LRF also encourages community resilience, working in collaboration with our partners to make our communities self-reliant and resilient in the event of an incident or challenging scenario e.g. severe weather, floods, snow, or water shortages.

Our Future Resources

Our budget strategy summarises the proposed budget and shows the forecast position until 2023.

Budget and Income

	2021-22 (£000)	2022-23 (£000)
Council Tax	22,886	24,873
Business Rates	10,104	10,821
Collection Fund Surplus/(Deficit)	(156)	(648)
Revenue Support Grant	4,343	4,475
Fire Pensions Grant	1,795	1,795
Local Council Tax Support Grant	333	0
Service Grant	0	621
Other Grant	787	1,137
Fees & Charges	356	346
Total Income	40,448	43,420

*Note – Our Band D Council Tax cost is £74.29 per year. This is the cheapest in the East Midlands and will remain in the lowest quartile of combined fire authorities in England.

Financial Resources

Revenue Budget and Capital Programme

Our **revenue budget** pays for day-to-day firefighting and prevention work. Our **capital programme** pays for works of long-term benefit. Our programme up until 2024/25 consists of improvements to fire stations, purchasing response vehicles and equipment and purchasing ICT systems and equipment.

How Our Financial Strategy Supports the IRMP

The challenge for our plan is to support the re-alignment of the service delivery model described in the IRMP at a time of financial uncertainty.

We've managed to make savings and the increase in Council tax preset has provided capacity for growth. To secure longer term sustainability, we aim to:

- (a) avoid new borrowing or leasing, funding replacement firefighting vehicles from revenue wherever possible
- (b) set aside a budget for our estate, which we will use to improve the operational efficiency of buildings

Our Fire Stations and Firefighting Vehicles



Wholetime

Birstall 

Castle Donington 

Central  

Eastern  

Loughborough  

Southern 

Western 



On-Call

Ashby 

Billesdon 

Kibworth 

Market Bosworth 

Uppingham 

Shepshed 



Wholetime and On-Call

Coalville  

Hinckley  

Oakham  

Wigston  



Wholetime during day and On-Call at night

Lutterworth 

Market Harborough  

Melton Mowbray  

In total (as at 1 January 2022): 20 stations

Operational Staff Resources

As at 1 March 2022, we have 348 Wholetime and numerous On-Call staff working a variety of hours. We're planning further recruitment during 2022 to ensure we can balance both the Wholetime and On-Call establishment levels as staff retire or leave.

Corporate Resources

This plan is a combined document which sets out all our priorities between now and 2024. This section highlights what we plan to do to our non-operational or 'corporate resources'.

Our Estate

We maintain an estate that consists of twenty fire stations, a Service headquarters, an occupational health facility and a vehicle/equipment maintenance centre. We've completed condition surveys on these buildings and are undertaking a programme of works to deliver the required maintenance improvements. We also have a training and development centre which we are looking to relocate and improve. The level of work depends on the budget and the most cost effective solutions, be that refurbishment or redevelopment. At no time during any building works will we compromise our ability to deliver all the services we need to.

Our Fleet of Emergency and Non-Emergency Vehicles

We maintain a wide range of vehicles that enable us to respond to emergency incidents and carry out all the work we need to do each day. The fleet replacement programme is ongoing and we'll continue to replace special appliances and update our fire engines. Projects will be initiated to manage the replacements; the cost of doing so has been included within the 2024-25 capital programme.

Improving the Efficiency of Support Services

Our support services enable the frontline to operate efficiently. Some of these services are shared with other organisations to improve value for money. We'll continue to streamline processes to reduce bureaucracy and increase capacity across all support services.

Community Engagement

We're committed to transparency and openness in all that we do. We want to maintain a close relationship between decision makers, and those affected by the decisions made – our communities. Consultation and engagement with our communities is vital to us in shaping our future and our priorities.

Work to review the IRMP during 2019 involved full consultation with our communities whose feedback was used by the CFA in deciding which proposals to implement. Our plans set out how we will progress the decisions that were made and when they will be implemented.

We will review, update and publish our action plan annually, in line with progress and updated risk profiles, models and information. We will consult on any proposals that would affect the services to our communities, including the levels of emergency cover. The extent and the manner of consultation will depend on the nature of the proposal and who it will affect.

If you have any comments, or would like any more information on anything in this document, please contact us via one of the methods below.

If you wish to find out more about us, the work we do, or the authority itself, our website provides everything you need to know:

leics-fire.gov.uk

You can also keep in touch and find out more by following us on Facebook and Twitter @LeicsFireRescue.

Alternatively, you can contact us at:



Leicestershire Fire and Rescue Service

Headquarters, 12 Geoff Monk Way, Birstall, Leicester LE4 3BU

Tel 0116 2105555

Fax 0116 2271330

Email info@leics-fire.gov.uk

leics-fire.gov.uk

Follow @LeicsFireRescue





Glossary

Aerial Ladder Platform

A vehicle with an extendable ladder platform for fighting fires and facilitating rescues at height

Automatic Fire Alarm

Emergency incidents caused by the automatic operation of either a fire alarm or firefighting equipment (e.g. sprinklers), but on arrival there was no fire present

Day Crewing Plus

Fire engine crewed by wholetime employees who work a self-rostered 24-hour shift system and are immediately available to respond to emergency incidents

Day Crewing

Fire engine crewed by Wholetime employees who work a self-rostered 12-hour shift system and are immediately available to respond to emergency incidents

On-Call

Fire engine crewed by employees who are available to respond to emergency incidents from home or work, alerted by a pager

Primary Fires

Fires involving casualties, property or any other items that are insurable

RTC

Any emergency incident that involves a road traffic collision

Secondary Fires

Small fires, such as grass, rubbish, derelict or abandoned vehicles

Wholetime

Fire engine crewed by Wholetime employees who work a shift system and are immediately available to respond to emergency incidents

Appendices



Appendix A – Action Plan 2022-23

Our corporate action plan details the main pieces of work that we plan to carry out to meet our aims and achieve our outcomes. They are the larger, more significant packages that will be carried out as projects or reviews. They will be monitored and governed in line with our policies and procedures. They don't include our day-to-day work, which takes up the majority of our time.

The actions are grouped by corporate aim, but many of them will help us achieve multiple, or indeed all, aims and intended outcomes.

The majority of actions are from our integrated risk management planning process, others from our corporate planning, previous plans, capital programme and Central Government requirements.

The plan is monitored, reviewed and updated regularly and refreshed each year. It will be published to ensure it's current, achievable and affordable.



AIM 1:

We want to achieve fewer incidents with reduced consequences

To do this we will:

Continue to undertake our education and enforcement activities, targeting those most at risk

Deliver the required improvements identified in the reports following the Grenfell fire

Ensure effective risk management at incidents by improving assurance processes

Develop and maintain plans or procedures for the top 10 risks identified on the Community Risk Register



AIM 2:

We want to respond effectively to incidents

To do this we will:

Use our fire engines flexibly, aiming to attend life threatening incidents in an average of 10 minutes

Use our firefighters efficiently and flexibly to maximise our fire engine availability

Implement alternative crewing arrangements in the event of the Service moving away from the current Day Crewing Plus duty system

Undertake Operational exercises with neighbouring Fire and Rescue Services and multi-agency partners to test our interoperability and ensure efficient and effective response



AIM 3:

We want to deliver value for money quality services

To do this we will:

Purchase a second high reach appliance to replace the older one of the two vehicles

Relocate and centralise our Learning and Development facilities

Continue to collaborate with other blue light services and our partner agencies to support our purpose of 'safer people, safer places'

Develop the bistro area of the headquarters building to maximise office and training space

Refurbish Western Fire and Rescue Station



AIM 4:

We want an engaged and productive workforce

To do this we will:

Design and deliver learning and development interventions that ensure we have a competent, professional workforce who can help our communities

Implement improvements based on the staff feedback to improve the employee experience

Develop the knowledge, skills and behaviours of our leaders in order for them to engage and motivate their teams

Introduce a range of interventions that prevent workplace stress and help people manage stressful situations

Take action to get the right people, with the right skills, in the right roles, at the right time and at the right costs who represent the communities we serve



AIM 5:

We want to provide assurance

To do this we will:

Implement the findings from the multiculturalism and fire safety research

Implement our HMICFRS Improvement Plan

Achieve compliance with the fire standards approved by the Fire Standards Board

Improve engagement with our communities





**SAFER
PEOPLE
SAFER
PLACES**



Leicestershire Fire and Rescue Service

Headquarters, 12 Geoff Monk Way, Birstall, Leicester LE4 3BU

Tel 0116 2105555

Fax 0116 2271330

Email info@leics-fire.gov.uk


leics-fire.gov.uk

Follow @LeicsFireRescue



CHARNWOOD COMMUNITY SAFETY PARTNERSHIP REPORT

Organisation	OPCC	Author	James O'Connell	Date	03/04/2024
Subject Title	People Zones				
Summary <i>(Purpose, background & context for the report update)</i>	<p>People Zones vision is to grow safer communities by building strengths, creating connections and empower everyone to play a role.</p> <p>We follow an Asset Based Community Development (ABCD) approach, which focuses on highlighting what assets are in the area and how we can help communities to build upon and enhance them. The aim is for residents and organisations to work collaboratively to become a stronger, safer, resilient, and self-sustaining community.</p> <p>The Bell Foundry People Zone is one of three across LLR and is an initiative funded by the Office of the Police and Crime Commissioner (OPCC). Having originally started in 2018, in 2022 People Zones was refreshed and refocused with a dedicated team. James O'Connell is the Community Development Officer (CDO) for the Bell Foundry People Zone.</p> <p>At the end of 2022, the Bell Foundry Research Report highlighted the following themes that have dictated the direction focus:</p> <ul style="list-style-type: none"> - Health and Wellbeing - Community Safety - Pride of Place - Celebrating the People <p>These key themes underpin the Bell Foundry People Zone Grant Fund and projects relate specifically to them.</p> <p>In September 2022, a Designing Out Crime Officer (DOCO) visited the Bell Foundry area and created the attached report with recommendations relating to improving the safety of the area. This was submitted to Charnwood Borough Council (CBC) representatives in January 2023 and subsequently, the CSP in April 2023.</p> <p>CBC responded with the attached report in July 2023, assessing 80% of the recommendations as feasible. Since this time, some aspects of the DOCO have been achieved and are regularly worked on, such as street cleansing, lighting repairs, and graffiti removal. There are other areas that require renewed focus and which can be supported through funding from People Zones, Leicestershire Probation's Community Payback Team, and Loughborough University. However, there is a deadline with the latter due to the parameters of their project.</p> <p>People Zones have been working closely with Loughborough University. Their Active Healthy Lifestyle Project focuses on underserved areas of Loughborough in relation to barriers to engaging with healthier ways of life, such as exercise. One such area is the Bell Foundry People Zone. Many of the issues raised within the DOCO contribute as barriers to the community in engaging in this way due to the community safety aspects involved e.g. feelings of unsafety due to poor lighting, need for CCTV enhancements / improvements, ASB / substance use in bin store areas, alongside the general state of some parts of the area.</p>				

	<p>Loughborough University have a budget for capital infrastructure improvements, which can support with funding of things like CCTV. Confirmation of where they intend to allocate this funding will be finalised over the next few months, in line with their defined timeframes. As such, this is a timely opportunity to revisit the CCTV recommendations within the DOCO and CBC’s subsequent feasibility report.</p> <p>People Zones funding and Community Payback resource can support with bin store height reduction projects. There are no obstacles to achieving this element of the DOCO at present other than focus and momentum.</p> <p>The project was presented at the recent Loughborough East Development Group (LEDG), where CBC representatives were actioned with identifying suitable key members of staff who would be best placed to support the project overall. I have had some responses to this and await others. Attached below is a brief presentation that summarises the areas of focus</p> <div style="text-align: center;">  <p>Designing Out Crime Report Summ.</p> </div>
<p>Recommendations <i>(Any recommendations for the CSP to consider)</i></p>	<p>In relation to the DOCO project, it is recommended that the CSP consider the contents of both the Officer and CBC responses, alongside the financial support available (and the timebound nature of some of that), with regards to identifying if this is a priority area for renewed focus.</p>
<p>Performance Data <i>(Insert any relevant performance data)</i></p>	<p><u>Bell Foundry People Zone Grant Fund</u></p> <p>To date, we have funded 8 to the total of £56, 119.87</p> <p>These include:</p> <ul style="list-style-type: none"> - 10th Loughborough Brownies – Youth Outreach Project - MTC Gardening Group – ‘Back to the Fuchsias’ - Fearon Hall – ‘Stories of Kindness’ - ZamZam Unlimited Possibilities – ‘SmartScreen Studios’ - Crimestoppers UK – Crimestopper Zones - Loughborough Wellbeing Centre – De-Stress Club - MTC - Leisure Pass Group - Limehurst Academy – Wellbeing hub <p>All projects have received funds, with some having completed the projects. We are in the process of collating end of project reports as part of each organisation’s contractual monitoring obligations. These reports will demonstrate the impact of the Grant Funded projects.</p>



	<p>We still await finalisation of a business decision from CBC with regards to how they intend to spend monies previously granted to them to the sum of £7, 200 for the purpose of Marios Tinenti Centre (MTC) specific projects:</p> <ul style="list-style-type: none"> - Building community confident / community grants scheme - Building community confidence in reporting crime & ASB - Tackling men’s inequalities in the Bell Foundry People Zone <p>To date, £1180.44 has been spent, leaving a remainder of £5, 973.77</p> <p>All newly funded projects, including the MTC, will be required to engage with regular contract meetings in order to gauge progress and to identify any areas of support in a collaborative fashion.</p> <p><u>Community Payback</u></p> <p>Community Payback have completed a community planter project at Fearon Hall. They aim to do some work with Cobden Primary School & Limehurst Academy as they plan to establish regular projects within the wider Loughborough area.</p> <p>They are ready and willing to start works on the bin store reduction project and have advised this would be a very low-cost project. They await feedback from CBC representatives regarding a Memorandum of Understanding in order to move projects forward.</p>
--	---

Priority 1 – Safeguarding communities from abuse and violent offences

<p>Update/s - including specific work, initiatives, projects etc. that contribute to priority 1</p>	<p><u>Crimestoppers Zones</u></p> <p>This project is now live and active across the Bell Foundry estate. With signage, leaflets and a social media campaign, the presence is visible and is hoped to support vulnerable members of the community. There will be another wave of promotion based on emerging / established themes that are specific to the area</p> <p><u>DOCO</u></p> <p>This project is assessed to support and safeguard the community from abuse and violent offences. Aspects relating to bin store height reduction and CCTV are seen as the key drivers behind this. Funding previously given to the MTC can support with target hardening equipment to vulnerable members of the community</p>
--	---

Priority 2 – To reduce the harm caused by youth ASB and youth crime

<p>Update/s - including specific work, initiatives, projects etc. that contribute to priority 2</p>	<p>Various People Zone Grant Funded projects are youth centric, acting as diversionary activities where previously none were present.</p> <p>Crimestoppers & the DOCO project is also aimed at supporting this priority</p> <p>MTC funded project, 'Back to the Fuchsias', will see green areas across the estate maintained and utilised in ways they have not been previously. By creating greater footfall and community pride of place, it is hoped to reduce instances of ASB</p>
<p>Priority 3 – To reduce criminal exploitation</p>	
<p>Update/s - including specific work, initiatives, projects etc. that contribute to priority 3</p>	<p>The very ethos of People Zones is to grow safer communities by building strengths, creating connections and empowering everyone to play a role, with many of our projects aimed to build resilience amongst the community.</p> <p>Crimestoppers aims to target cuckooing and drug dealing in particular, empowering residents to report crime completely anonymously</p>
<p>Priority 4 – To deliver statutory duties: Preventing Extremism; Community Triggers; Tackling substance misuse; Serious Violence Duty; Domestic Homicide Reviews.</p>	
<p>Update/s - including specific work, initiatives, projects etc. that contribute to priority 4</p>	<p>Grant funded projects aim to tackle key themes such as community safety and substance misuse. Local partners and project leads engaging regularly via steering groups assists with greater collaboration towards these aims.</p>
<p>Budget / Resource Implications</p>	<p>n/a</p>
<p>Any key risks / issues</p>	<p>Community awareness of the impact of People Zones is low. For the People Zone to become autonomous and to have greater impact, a comms strategy with CBC & other key organisations involved is required to support positive messaging regarding People Zones. A first version of this comms plan is attached. It is requested that CBC & partner organisation adopt the aims to support growth</p>

	 <p>Whilst work is being done via the LEDG with regards to the DOCO project, the risk is that CBC will miss the funding window from Loughborough University with regards to CCTV if focus isn't achieved imminently.</p>
<p>Planned activity in the next Quarter – include any specific work, initiatives, projects etc that will contribute to above CSP themes and priorities</p>	<ul style="list-style-type: none"> - An evaluation of the People Zones project to date is currently underway. The survey is open until Sunday April 28th: https://bit.ly/BFPZ - People Zones, in collaboration with the VRN and Limehurst Academy are holding a 'Limehurst Bell Foundry Connecting Communities' event at the school on Wednesday 17th April, 5:30pm – 7:30pm. Below is the invite, with additional context <div style="text-align: center;">  <p>Limehurst Bell Foundry Connecting</p> </div> <ul style="list-style-type: none"> - Continue to work with and support grant funded projects - Progress with Community Payback initiatives - Continue to work with Loughborough University's 'Active Healthy Lifestyle' project to impact residents' lifestyles - Work with CBC towards the area improvement project linked to the DOCO
<p>Any other update, developments, achievements, challenges / opportunities</p>	<p>All project updates and documents as detailed above can be found at: People Zones Leicester, Leicestershire & Rutland</p> <p>We are now on social media, please give us a follow to keep up to date with what's going on: Leicpeoplezones Facebook</p> <p>The Bell Foundry People Zone Asset Map is embedded into the above web page but can also accessed and utilised at: Project: Bell Foundry People Zone People Zones - Community Maps</p> <p>If anyone wishes to discuss how to access and use this map within your organisation, please contact me on James.OConnell@leics.police.uk</p>
<p>Gaps/Support Required</p>	<ul style="list-style-type: none"> - Engagement with comms strategy to develop impact - Renewed focus on updates from DOCO report

Designing Out Crime Report Project Update as of 08.06.23

- 1. Review and enhance CCTV coverage of the Bell Foundry. Identify suitable camera positions mounted on Lampposts in key positions.**

This recommendation is feasible.

John Hatfield, CCTV Team Leader has been supporting with this aspect of the report and a total of 3 estate walks have identified the following:

Tree has been trimmed back at corner of Moor Lane/Jubilee Lane; this has improved CCTV coverage at this location.

We do have a temporary CCTV camera at Hulme Street, the cost to replace the temporary camera with a permanent camera would be around £4000-£5000.

Moira Street has been identified as a dead spot for CCTV coverage and would benefit from a camera. There is an issue however with the number of walls which would obscure coverage. Following an estate walk, John Hatfield and Leo Daniels noted it would be feasible to attach a camera to a CBC owned flat above a shop on the junction of Trinity Street and Moira Street. John estimates this would cost around £5-6k for the work, then £400 a year to maintain.

A brand-new CCTV camera at the corner of Chapman Street would enhance coverage and may be relatively seamless as it would link in with the existing system. We would need to check with the Bell Foundry Museum before considering installation as the camera would monitor any staff/guests visiting the museum.

- 2. Review Street lighting to identify unlit key areas. Including vehicle and pedestrian access to rear open spaces and wall mounted bulkhead lights.**

This recommendation is feasible.

Hayden Clifton, Compliance Electrical Officer has been supporting with this aspect of the report. Key unlit areas have been identified as Bowler Court, Moira Street and Moor Lane.

Leo Daniels has completed a site walk with Hayden Clifton and local Police to assess areas where lighting is poor, and several issues were noted:

There are 4 lights on posts at Moor Lane square/Moira Street. Hayden is planning to have these lights upgraded with better and more robust lighting during this financial year.

Hayden also has Bowler Court registered to upgrade the lighting to LED lighting during this financial year.

There are certain bollard lights which were installed in the Freehold Street/Peel Drive area via tenant bid. Hayden is currently undergoing work to review the situation with Bollard lighting and is considering removing bollard lights and installing additional lighting mounted to buildings.

Several CBC owned streetlights were identified as not working, including Bulkhead lighting outside 13-23 Moor Lane and lamp post near 18-24 Peel Drive. These have been reported to our repairs team and since repaired.

Leo has agreed to keep an eye out for non-working lights during future estate inspections. Customers can also report communal repairs online.

3. Initiate target hardening scheme in support of local residents with particular attention to disabled women and girls. To include access points such as passageway or front doors.

This recommendation isn't currently feasible

This aspect of the report has been discussed with Sarah Ritchie, Contract Manager for Cleansing and Open Spaces and Leo Daniels, Tenancy and Estate Management Officer.

Leo has advised that the Community Safety Partnership are looking at how to mitigate risks to females when walking around the scheme. Target hardening would only usually be considered when we receive reports of domestic abuse or serious safety concerns.

During estate walk it was noted that the scheme does contain several tunnels underneath flats which could benefit from better lighting.

The scheme also includes various walls which are over 6 feet in height, providing "rat runs". Reduction in height of some walls would increase visibility and could help to reduce ASB/crime.

4. Upgrade wheelie bin storage areas to include lighting, wall anchors and consider gating.

This recommendation is feasible.

I have discussed this recommendation with Rafiq Hussain, Project Building Surveying Team Leader.

Rafiq has advised that issues with several external bin stores at the Bell Foundry have been identified following a recent survey by J Tomlinson and Rafiq Hussain has been leading on this project. A re-design of several bins stores has been completed by an architect, the re-design will include a requirement for bins to be 6 meters away from buildings and new locations for the new bin stores have been identified.

During an estate walk, Leo Daniels noted that Moira Street, Moor Lane, Rutland Street and Trinity Street are not included on the works that Asset Management are doing but are some of the worst areas for fly-tipping. More specifically, the bin stores next to 25-41 Rutland Street on the corner of Trinity Street constantly attract ASB and fly-tipping.

The Recently re-designed bin store outside 70-80 Russell Street is a good example of how to “open up” a bin store to prevent fly-tipping and excess waste. Since re-design there have been no issues and it has been suggested that we should re-design all other stores to a similar configuration if possible.

I don't currently have a cost estimate for these works.

5. Remove graffiti from walkways and from wheelie bin stores to take ownership back from potential offenders' congregation areas.

This recommendation is feasible.

Sarah Ritchie, Contract Manager for Cleansing and Open Spaces has been supporting with this aspect of the report.

We have found that the graffiti affected areas identified in the report are an alleyway on Russell Street which is owned by the school and cannot be cleaned off by CBC.

Sarah has requested a sweep of the area to remove any other graffiti, including Peel Drive, Russell Street, Moor Lane and Freehold Street flats and has agreed to provide an update once this has been done.

Car park at rear of Rutland Street has been cleared of graffiti.

Philip Martindale has been doing some work with Sarah on town centre graffiti and could prove a useful contact. He has been seconded to CBC as a project officer.

6. Foliage trimming in areas where overgrown foliage is obstructing views of dwellings or other buildings.

This recommendation is feasible.

Sarah Ritchie, Contract Manager for Cleansing and Open Spaces has been supporting with this aspect of the report.

As of 21.03.23, Idverde have finished their winter programme and have trimmed a lot of the overgrown foliage down to a low level (2 feet) as part of our management of open spaces contract.

7. Conduct litter sweeps to clear abandoned furniture and other items from wheelie bin stores.

This recommendation is feasible.

Leo Daniels conducts regular estate walks around the Bell Foundry on at least a weekly basis, during which he raises clearance for abandoned furniture and other items from wheelie bin stores.

I am intending at some point to pull together costs per year for this type of clearance as I am aware this is a large drain on our budget and we should explore ways of reducing this.

8. Upgrade ground floor flat recessed areas perimeter enclosure.

This recommendation is not feasible.

No work has yet been done on this recommendation as this would not be practical. Many of the ground floor flats have patio doors leading outside and to remove these would cause various issues, including negative impact on customers, cost etc.

9. Encourage more interaction with local Beat Teams to support safer exit routes at peak times of incidents.

This recommendation is feasible.

No work has yet been done on this recommendation, I will be meeting with Hannah Rockett to discuss in more detail.

10. Work with local neighbourhood groups to publicise the project and support delivery.

This recommendation is feasible.

Leo has agreed to speak to the Marios Tinenti Centre about the project, also to involve the Involvement Team once plans have been progressed. It was agreed that we will look at this recommendation once works have been progressed on other recommendations to provide feedback to local neighbourhood groups.

**COMMUNITY SAFETY PARTNERSHIP
18TH APRIL 2024**

FORWARD PROGRAMME

ITEM	DETAIL	DATE	ACTION BY
Appointment of Chair/Vice-chair	<p>The appointment of a Vice-chair is required at the first meeting following the start of each Council Year.</p> <p>(The terms of reference state that the Cabinet Lead Member for Community Safety will chair the Partnership)</p>	<p>First meeting of the new civic year <i>(Annual)</i></p>	<p>Committee Clerk</p>
Performance Update	<p>Standing Item</p>	<p>April 2024</p>	<p>Insp C. Dickens/A. Fadesco</p>
Partner Updates	<p>Standing item, to include;</p> <p>Student Street Support Scheme Update and Loughborough University Update</p> <p>Leicestershire County Council Update</p> <p>Turning Point</p> <p>Violence Reduction Network</p> <p>Loughborough BID Update</p> <p>Leicestershire Probation Service</p> <p>Leicestershire Fire and Rescue Service</p>	<p>April 2024</p>	<p>A Dales G Samra-Rai P Singleton S Devshi G Strong L Brown M Clay G Surridge</p>

ITEM	DETAIL	DATE	ACTION BY
CSP Plan Update	<p>Standing Item</p> <p>Safeguarding Communities from Violent Offences</p> <p>To reduce harm caused by youth ASB and youth crime</p> <p>To reduce criminal exploitation</p>	April 2024	PS Thomas Else / G. Vassallo/ PC Phil Martindale
PSA Recommendations Update	To update on the PSA recommendations	April 2024	G. Harvey/T. McCabe
Partnership Locality Fund Update	To update on the Partnership Locality Fund.	April 2024	T. McCabe/ A. Fadesco
VRN Serious Violence Strategy/Delivery Plan	To update on the Serious Violence Strategy and Delivery Plan	April 2024	Millicent Gant
Combatting Drugs and Alcohol Partnership	To update on the work of the Combatting Drugs and Alcohol Partnership	April 2024	Kirsty Walton
Hot Spot Policing	To receive information on Hot Spot Policing	August 2024	TBC
Finance and Performance Scrutiny Committee Update	An update on the outcome of the Council's scrutiny of the Community Safety Partnership at the meeting of the Finance and Performance Scrutiny Committee	January 2025 (Annual)	T. McCabe/G. Harvey

ITEM	DETAIL	DATE	ACTION BY
Partnership Strategic Assessment and Community Safety Partnership Plan 2023-26	Update to be submitted for consideration and review	January 2025 <i>(Annual)</i>	A. Fadesco / T. McCabe
Draft Delivery Group Action Plans	2025/26 plans to be submitted for consideration and approval	April 2025 <i>(Annual)</i>	T. McCabe
PCC Crime Plan	To allow the partnership to review the PCC Crime Plan.	TBC	
Community Safety Partnership Scrutiny – Finance and Performance Scrutiny Committee – November 2024			
Future CSP Meetings 22 August 2024 (10am – 12pm) 24 October 2024 (10am – 12pm)			