

**CHARNWOOD COMMUNITY SAFETY PARTNERSHIP  
THURSDAY, 25TH FEBRUARY 2021 AT 10AM  
ON MICROSOFT TEAMS  
AGENDA**

1. APOLOGIES

2. MINUTES

To approve the minutes of the meeting held on 12th November 2020, attached at **page 3**, and to discuss matters arising.

3. ACTION LOG

To review the progress of actions from the meeting held on 12th November 2020, attached at **page 14**.

4. PERFORMANCE UPDATE (A. Fadesco/ M. Allingham)

A presentation detailing performance figures will be delivered.

5. DELIVERY GROUP UPDATES

a) Strategic Group (T. McCabe)

An update including a funding update incorporating the Partnership Locality Fund for 2020/21 and the Community Safety Partnership Survey, attached at **page 15**.

b) JAG Delivery Group (M. Allingham)

An update on JAG subgroups and progress with the Partnership's Action Plan 2020/21, attached at **page 32**.

6. PARTNERSHIP STRATEGIC ASSESSMENT AND COMMUNITY SAFETY PARTNERSHIP PLAN (T. McCabe/M. Allingham)

An update on the Partnership Strategic Assessment 2020-2021 and the Community Safety Partnership Plan 2020-2023, attached at **pages 38 – 95**.

7. VIOLENCE REDUCTION NETWORK (H. Sandal)

An update on the Violence Reduction Network (VRN) with a particular focus on the Charnwood area, will be provided.

8. TURNING POINT (C. Morris)

An update detailing substance misuses trends, attached at **page 96**.

9. LOUGHBOROUGH STUDENTS STREET SUPPORT SCHEME AND LOUGHBOROUGH UNIVERSITY UPDATE (A. Dales)

An update regarding Loughborough University matters including the Student Street Support scheme, will be provided.

10. LEICESTERSHIRE COUNTY COUNCIL UPDATE (C. Hedworth)

An update regarding Leicestershire County Council matters that impact on Charnwood, will be provided.

11. POLICE AND CRIME COMMISSIONER UPDATE (V. Charlton)

An update regarding the work of the OPCC that impacts Charnwood, will be provided.

12. ANY OTHER BUSINESS

13. FORWARD PROGRAMME AND MEETING DATES FOR 2021/22

A report to enable the Partnership to consider and manage its forward programme of work is attached at **page 98**.

Previously agreed further meeting dates for 2020/21 and suggested new dates (highlighted) are as follows:

Thursday, 29th April 2021 – **Thursday, 20th May 2021**

Thursday, 29th July 2021 – **Thursday, 2nd September 2021**

Thursday, 28th October 2021 – **Thursday, 18th November 2021**

Thursday, 20th January 2022 – **Thursday 24th February 2021**

The meetings will commence at 1.30pm and venues will be confirmed.



## CHARNWOOD COMMUNITY SAFETY PARTNERSHIP

THURSDAY, 12 NOVEMBER 2020

MICROSOFT TEAMS

MINUTES

PRESENT:	Councillor Deborah Taylor (Chair)	Charnwood Borough Council
	Councillor Leigh Harper-Davies	Charnwood Borough Council
	Matt Allingham	Leicestershire Police
	Insp Mark Botte	Leicestershire Police
	Victoria Charlton	OPCC
	Chris Hedworth	Leicestershire County Council
	Maddie Clay	Leicestershire and Rutland Probation Trust
	Ant Dales	Loughborough University
	Caroline Morris	Turning Point
	Hazel Sandal	Violence Reduction Network
	Andy Daybell	Leicestershire Fire and Rescue Service
	Julie Robinson	Charnwood Borough Council
	Allison Fadesco	Charnwood Borough Council
	Leye Price	Charnwood Borough Council
	Vikash Mistry	Charnwood Borough Council
	Sally Watson (minutes)	Charnwood Borough Council

### 1. APOLOGIES

Apologies were received from the following:

Tim McCabe	Charnwood Borough Council
Steve McCue	West Leicestershire CCG
Andy Rhodes	Loughborough BID

### 2. MINUTES

It was highlighted that there was an inaccuracy in the minutes, whereby Loughborough University representative Manuel Alonso was incorrectly recorded as Manuel Alfonso. Following this correction minutes of the meeting held on 6th August 2020 were approved.

### 3. ACTION LOG

Updates from the actions of the meeting held on 6th August 2020 were reviewed and updates were provided as follows:

Meeting Date	Action	Complete By
060820 Item 2	<p>The first paragraph of the Terms of Reference referred to the 'Antisocial Behaviour, Crime and Policing', and 'Act 2014' should be inserted here.</p> <p><i>Complete.</i></p>	Julie Robinson/ Committee Clerk
060820 Item 5	<p>That the Drugs Data be included in each Performance Update presentation in order to allow Partners to easily statistics to previous quarters.</p>	Allison Fadesco
060820 Item 7	<p>That Insp Mark Botte develops the process of theft reporting and reduction from commercial premises outside of Loughborough.</p> <p><i>Discussion shad been ongoing regarding the development of a process of theft reporting and reduction from commercial premises outside of Loughborough.</i></p>	Insp Mark Botte
060820 Item 7	<p>That a meeting take place with key partners and Officers to review the Youth JAG structure, to discuss solutions to the barriers experienced and to potentially establish new ways of managing youth crime.</p> <p><i>There was ongoing work to address the review of the Youth JAG structure, with consideration to solutions to barriers experienced, with a potential view to establish new ways of managing youth crime.</i></p>	Insp Mark Botte
060820 Item 7	<p>Councillor Deborah Taylor consult organisations on the issues and barriers which were preventing thorough engagement with the work of the Youth JAG.</p>	Councillor Deborah Taylor
060820 Item 7	<p>That Julie Robinson discussed the Prevent Steering Group meeting attendance with Rob Mitchell in order to establish a suitable delegate to attend.</p>	Julie Robinson

	<i>A representative had been identified to attend the Prevent Steering Group on behalf of the Community Safety Partnership.</i>	
060820 Item 10	That information regarding the development of an online service to support young people be communicated to the Community Safety Partnership.	Chris Hedworth
060820 Item 10	That information on the Leicestershire County Council Community Safety team review and offer be circulated to the group.	Chris Hedworth
060820 Item 10	That intelligence obtained by partners at Leicestershire County Council was supplied to the Youth JAG on a regular basis.	Chris Hedworth
060820 Item 13	That the Youth JAG be discussed in depth as part of the Strategic Update at the meeting of the Community Safety Partnership on 15th October 2020.	Insp Mark Botte

#### 4. PERFORMANCE UPDATE (A. Fadesco)

A presentation detailing Charnwood performance figures was provided. The following summarises the key points:

- i. Increases in crime included violence against the person with injury (+59%), domestic related violence with injury (+91%), hate crime (+62.7%), antisocial behaviour (+46%) and Sentinel reports for antisocial behaviour incidents (+45%). This was compared to the same quarter of the previous year.
- ii. Crime reductions included total crime (-4%), residential burglary (-30%), burglary – business and community (-20%), theft from motor vehicle (-32%), theft of motor vehicle (-32%), shoplifting (-33.2%), robbery (-15%) and cycle theft (-28%). This was compared to the same quarter of the previous year.
- iii. Drugs data indicated the following between July-September 2020;
  - There were 585 drug users working with drug support services within Charnwood Borough.
  - There were 3 young people identified through the Charnwood JAG at risk of becoming involved in County Lines.

- There were 56 drug users actively engaged with the Falcon Centre/Exaireo.
  - There were 111 individual substance misuse sessions held via the Falcon Centre/Exaireo.
  - There had been 36 informal discussions (gaining trust/respect) undertaken via the Falcon Centre/Exaireo.
  - A total of 5 drug users had been assessed for rehabilitation services by local support services.
  - There had been 36 arrests for drug related offences within Charnwood Borough (people arrested for drugs offences such as possession, PWITS, supply, conspiracy, aid, abet, etc).
  - There had been 6 Section 8 Notices (Misuse of Drugs Act 1971) issued within the Borough.
  - There had been a reduction in Serious Acquisitive Crime (SAC) particularly within the Bell Foundry People Zone and Loughborough Town Centre.
- iv. It was acknowledged that the way in which beats were separated could cause misrepresentation in the statistics provided. Beats could incorporate a number of villages to form a large area.
- v. A recent vehicle crime on the Woodhouse beat was discussed and more information regarding arrests was requested by Councillor Harper-Davies. Matt Allingham agreed to provide suitable data to Councillor Harper-Davies following the meeting.
- vi. There was a meeting scheduled with the OPCC in order to discuss issues relating to the performance data packs provided. These issues included reporting periods being inconsistent with the way in which the Community Safety Partnership presented data, as this was problematic when collating data.
- vii. It was requested that more narrative be added to the slides provided at future meetings. For example, an explanation on why there had been significant increase or reductions in a specific crime group. Police colleagues should be consulted if relevant data was not available to the Council.
- viii. Much of the crime increases outlined were associated with Covid-19 and lockdown rules. For example, increases in anti-social behaviour and domestic violence were considered to be due to an increased amount of time spent at home. However, due to the nature of these crimes during lockdown, officers had been able to manage and record these situations more effectively.

## AGREED

1. That the information be noted.
2. That more information on the recent vehicle crime on the Woodhouse beat be provided by Matt Allingham to Councillor Harper-Davies.
3. That more narrative be provided with performance slides in order to provide more information on significant increases or reductions in crime. Liaison with Police colleagues would be beneficial in order to provide relevant information.

## 5. DELIVERY GROUP UPDATES

### (a) Strategic Group (J. Robinson)

An update including the Partnership Locality Fund 2019/20 was outlined. The following summarises the key points:

- i. There was more information available from the Safer Communities Strategic Board, on data locations in relation to crime reduction. This information could be circulated to the group following the meeting.
- ii. The PSPO in Loughborough Town Centre had been extended by three years up to 20th October 2023. The PSPO and the Civil Injunction will operate in tandem, targeting different aspects of anti-social behaviour, with the over-arching aim of creating a safer environment in the Town Centre.
- iii. The Police had been leading on a domestic violence high risk pilot.
- iv. Home Office Safer Streets Funding had been utilised to address the threat of crime within the Warwick Way and Dishley Estate in Loughborough East. A multi-agency team had been established to mirror the operating model of the People Zone. The community engagement work undertaken would remain separate in the two areas and would be subject to Covid-19 restrictions.
- v. There had been an increase in Sentinel reporting on Covid-specific offences, including licensing issues and noise and behaviour issues within the home.
- vi. Work on the Drugs Strategy was continuing and meetings were taking place virtually. A draft Drugs Action Plan had been developed and proactive work with schools to raise awareness of substance misuse had continued. An update on this work would be delivered at the next meeting of the Community Safety Partnership.

### (b) JAG Delivery Group (M. Allingham)

An update of the JAG Delivery Group was provided. The following summarises the discussion:

- i. It was acknowledged that significant pro-active work on the night-time economy had been undertaken by the partnership, which had resulted in the compliance of businesses in the Borough, with regard to Covid-19 regulations.
- ii. As a national, Police-led initiative, Neighbourhood Link had invested in Charnwood Watch. There was a good level of public engagement with Charnwood Watch and priorities were being highlighted to Police through this channel. There were approximately 5,000 users of Charnwood Watch and the Police continued to promote the initiative to further improve the effectiveness and to increase the representation of the public. It was suggested that the Council and partners promote Charnwood Watch through their social media accounts.
- iii. A meeting had taken place in order to discuss and find solutions to the issues faced by the Youth JAG.

## **AGREED**

1. That the information be noted.
2. That further information from the Safer Communities Strategic Board on data locations in relation to crime reduction be circulated to the group.
3. That all partners promote Charnwood Watch through their social media accounts in order to increase the number of users.

## 6. VIOLENCE REDUCTION NETWORK (H. Sandal)

A presentation and a verbal update on the Violence Reduction Network (VRN), with a particular focus on the Charnwood area, was provided. The following summarises the key points;

- i. A meeting had taken place with partners to establish a strategic plan in order to reduce serious violence. This would include contextual prevention and public health intelligence.
- ii. A strategic needs assessment had been created by the VRN which outlined the extent and nature of violence in Leicester, Leicestershire and Rutland and risk and protective factors to consider. As part of the strategic needs assessment, it was highlighted that 24% of serious crime in public places was committed by under-25s and as a result, the VRN had placed a significant focus on this group.



- iii. The VRN defined serious violence as ‘public place violence resulting in significant physical injury with or without weapons’. While all age groups were incorporated into the work of the VRN the initial priority focus was serious violence by or against a person under 25 years. The priority focus excluded sexual violence and serious violence in domestic settings, such as domestic abuse. The specific crime reports that required reporting to the Home Office included homicide, violence with injury and robbery.
- iv. Data on the volume of serious violence offences between April 2019 and October 2020 that was of interest to the VRN suggested that the figures in Charnwood were relatively stable. Irregular activity demonstrated within the data coincided with the introduction and changes of Covid-19 lockdown rules. This data did not include domestic violence.
- v. Data collated by the VRN suggested that:
  - Between 2018/19 and 2019/20 there had been an increase in all serious crime of all ages of 5.25%. Regarding the under 25s age group, there had been a decrease of 7.7%.
  - The most frequent crime type was assault with injury.
  - The most frequent Police beat was Loughborough Town.
  - Peak timings were Sunday (all ages and under 25s), 6pm (all ages) and 3pm (under 25s). It was recognised that these timings coincide with the end of the school day and when younger people collate and that there could be a correlation to consider. The partnership was involved in working with schools in order to reduce incidents of crime. There was a focus on encouraging more engagement with schools across the Borough. These figures were not unique to Charnwood.
  - The group most at risk of being a victim of serious crime was males aged 15-19.
  - The group most likely to commit a serious violent offence were males ages 15-19
- vi The data presented was based on Police data, however the VRN was reporting on different incidents from other groups such as the OPCC, and had different definitions and priority areas.
- vii A video on the signs of child exploitation had been created and shared amongst some of the partners. It was suggested that this video be shared more widely amongst the partnership and further.

**AGREED**

1. That the information be noted.
  2. That the information video on the signs of child exploitation be shared with the partnership.
7. TURNING POINT (C. Morris)
- (a) A report detailing substance misuse trends was provided. The following summarises the key points:
    - i. There had been an increase of over 200 clients across Leicester, Leicestershire and Rutland since the beginning of the Covid-19 pandemic in March 2020. This was considered to be partly due to a reduction in the successful completion of treatment, although this is improving.
    - ii. Due to the Covid-19 pandemic, the majority of appointments were taking place via telephone, although where necessary face-to-face meetings had taken place. In addition, needle exchange and drop-in services remained on site. It was considered that the use of telephone appointments could be beneficial in that clients were more inclined to attend appointments as it was easier than presenting on site and could be seen as less confrontational. However, this was not ideal for first-time meetings as it was difficult for staff to assess the physical wellbeing of an individual at the start of their treatment.
  - (b) An LLR Substance Misuse Community Safety Partnership meeting report was provided and the following was highlighted.
    - i. There had been an increase in Nitric Oxide use across the County and this was considered to be mainly younger individuals. The Young Person's team within Turning Point were in the process of producing a poster and other awareness materials in order to address this.
    - ii. A national drug alert had been issued regarding illicit and fake benzodiazepines, which presented the risk of overdose amongst other potential issues, as the contents was unknown.
    - iii. With the increase in clients across the Borough, there had also been an increase in aftercare engagement, including phone calls and online groups.
    - iv. It was suggested that the LLR Substance Misuse Community Safety Partnership minutes be provided to future meetings of the Charnwood Community Safety Partnership where possible.

## **AGREED**

1. That the information be noted.

2. That the minutes of the LLR Substance Misuse Community Safety Partnership be provided to future meetings of the Charnwood Community Safety Partnership where possible.

8. LOUGHBOROUGH STUDENTS STREET SUPPORT SCHEME AND LOUGHBOROUGH UNIVERSITY UPDATE (A. Dales)

A verbal update regarding Loughborough University matters, including the Student Street Support Scheme was provided. The following summarises the key points:

- i. Four individuals (2 groups of 2) had been deployed on Friday and Saturday nights between 10pm and 2am, covering three routes. These routes are set by the weekly Antisocial Behaviour group, attended by the Police, Charnwood Borough Council and Loughborough University and are based on data detailing the location of incidents. The routes had tended to remain the same, and centre around the areas of Ashby Road, Burleigh Road, Radmoor Road and Pagett Street.
- ii. The scheme's operation since September 2020 had been successful and volunteers had been reporting incidents before members of the public are highlighting incidents to the Police or the University. This was a significant improvement on the success and the effectiveness of the scheme in 2019/20.
- iii. The University was working towards the safe exit and entrance of students for the Christmas break and to ensure students were compliant with Covid-19 regulations during this period.

**AGREED** that the information be noted.

9. LEICESTERSHIRE COUNTY COUNCIL UPDATE (C. Hedworth)

A verbal update regarding Leicestershire County Council matters impacting on Charnwood was due to be provided, although the representative from Leicestershire County Council became disconnected from the meeting and so no update was provided.

10. POLICE AND CRIME COMMISSIONER UPDATE (V. Charlton)

A verbal update on the work of the Police and Crime Commissioner was provided. The following summarises the key points.

- i. The recent community safety survey had received over 3,600 responses, including 786 in the Charnwood area. Analysis was being undertaken and reports would be circulated in due course.

- ii. The Community Leadership Programme developed by the VRN and the OPCC was due to commence on 30th November 2020. 34 applications were received and 20 delegates had been identified. Updates on the development of the programme will be provided at future meetings of the Community Safety Partnership.
- iii. Work was being undertaken in order to improve the data packs provided by the OPCC, including the contextualisation of information and the streamlining of data.
- iv. The Strategic Partnership Board meeting had taken place and featured a presentation on adverse childhood experiences. The recorded meeting and the presentation would be shared with the group when made available.
- v. Financial support was being sought in order to facilitate the People Zones and this work remained a priority for the OPCC. A new Community Safety Officer had been appointed in order to support the work of the People Zones and it was expected that this would enhance the work undertaken.

**AGREED** that the information be noted.

#### 11. ANY OTHER BUSINESS

There was no other business for the group to consider.

#### 12. FORWARD PROGRAMME AND MEETING DATES FOR 2020/21

A report was provided to agree the Partnership's forward programme of work.

- i. It was highlighted that there was an inaccuracy in the Forward Programme whereby Geoff Feavyour was still listed as the Loughborough University representative. This was now Ant Dales.
- ii. There were issues regarding the availability of data and the meeting dates of the Community Safety Partnership. The meetings currently scheduled may not coincide with the availability of data from the OPCC. This would be discussed outside of the meeting.

#### **AGREED**

- 1. That the information be noted.
- 2. That reference to Geoff Feavyour be replaced with Ant Dales as the representative from Loughborough University.
- 3. That the meetings cycle, in relation to the availability of data packs be discussed outside of the meeting.

**COMMUNITY SAFETY PARTNERSHIP**

**ACTION LOG**

**12th November 2020**

<b>Meeting Date</b>	<b>Action</b>	<b>Complete By</b>
121120 Item 4	More information on the recent vehicle crime on the Woodhouse beat be provided by Matt Allingham to Councillor Harper-Davies.	Matt Allingham
121120 Item 4	More narrative be provided with performance slides in order to provide more information on significant increases or reductions in crime. Liaison with Police colleagues would be beneficial in order to provide relevant information.	Allison Fadesco/ Matt Allingham
121120 Item 5	Further information from the Safer Communities Strategic Board on data locations in relation to crime reduction be circulated to the group.	Matt Allingham
121120 Item 5	All partners to promote Charnwood Watch through their social media accounts in order to increase the number of users.	All
121120 Item 6	The information video on the signs of child exploitation be shared with the partnership.	Hazel Sandal
121120 Item 7	Minutes of the LLR Substance Misuse Community Safety Partnership be provided to future meetings of the Charnwood Community Safety Partnership where possible.	Caroline Morris
121120 Item 12	Reference to Geoff Feavyour be replaced with Ant Dales as the representative from Loughborough University.	Clerk
121120 Item 12	The meetings cycle, in relation to the availability of data packs be discussed outside of the meeting.	Julie Robinson



**COMMUNITY SAFETY PARTNERSHIP**

**ACTION LOG**

**12th November 2020**

<b>Meeting Date</b>	<b>Action</b>	<b>Complete By</b>
121120 Item 4	More information on the recent vehicle crime on the Woodhouse beat be provided by Matt Allingham to Councillor Harper-Davies.	Matt Allingham
121120 Item 4	More narrative be provided with performance slides in order to provide more information on significant increases or reductions in crime. Liaison with Police colleagues would be beneficial in order to provide relevant information.	Allison Fadesco/ Matt Allingham
121120 Item 5	Further information from the Safer Communities Strategic Board on data locations in relation to crime reduction be circulated to the group.	Matt Allingham
121120 Item 5	All partners to promote Charnwood Watch through their social media accounts in order to increase the number of users.	All
121120 Item 6	The information video on the signs of child exploitation be shared with the partnership.	Hazel Sandal
121120 Item 7	Minutes of the LLR Substance Misuse Community Safety Partnership be provided to future meetings of the Charnwood Community Safety Partnership where possible.	Caroline Morris
121120 Item 12	Reference to Geoff Feavyour be replaced with Ant Dales as the representative from Loughborough University.	Clerk
121120 Item 12	The meetings cycle, in relation to the availability of data packs be discussed outside of the meeting.	Julie Robinson



**COMMUNITY SAFETY PARTNERSHIP**

**25TH FEBRUARY 2021**

**ITEM: 5a Delivery Group Updates: Strategic Group**

**Introduction:**

This report will summarise the Partnership’s current performance in respect of specific key strategic priorities that has significant importance to the Partnership, in terms of current Threat, Risk or Harm, whilst the JAG report will provide more detailed analysis of each of the CSP priorities as listed in the current CSP Plan.

**Theme 1: Making Communities Safer:**

**Priority 1: To Reduce All Crime**

**Table 1 Quarter 1: Overview Crime Performance from the 1<sup>st</sup> April 2020 to 31<sup>st</sup> December 2020 compared to 1<sup>st</sup> April 2019 to 31<sup>st</sup> December 2019**

<b>Crime Type</b>	<b>Performance to Date</b>	<b>Total Crime as at 31<sup>st</sup> December 2020</b>	<b>Total Crime as at 31<sup>st</sup> December 2019</b>	<b>Difference</b>	<b>Family Group Position 31<sup>st</sup> December 2020</b>
All Crime	<b>-3.1%</b>	9288	9590	-302	<b>9/15</b>
Violence with Injury	<b>+51%</b>	1126	746	+380	<b>10/15</b>
Burglary – Residential	<b>-31%</b>	440	638	-198	<b>14/15</b>
Burglary – Business	<b>-17.2%</b>	135	163	-28	<b>4/15</b>
Theft of Vehicles	<b>-35.5%</b>	174	270	-96	<b>9/15</b>
Theft from Vehicles	<b>-31%</b>	487	710	-223	<b>12/15</b>
Robbery	<b>-9%</b>	60	66	-6	<b>6/15</b>
Cycle Theft	<b>-9%</b>	194	214	-20	<b>13/15</b>
Shoplifting	<b>-23%</b>	455	590	-135	<b>2/15</b>

The Partnership continues to build upon the crime reductions delivered during 2019/20. Throughout both Quarter 1 and Quarter 3 2020/21 there have been reductions in eight of the nine crime domains within the Borough.

**Table 1** demonstrates significant reductions within key Serious Acquisitive Crime (SAC) domains within Charnwood:

- Burglary – Residential: -31%
- Theft of Motor Vehicle: -5.5%
- Theft from Motor Vehicle: -31%
- Robbery: -9%

The above crimes are the key components of what are known as the Serious Acquisitive Crime (SAC) offences, which have historically hampered the progress of the Partnership. They are offences that predominately feature in the modus operandi of persistent and prolific offenders, driven by the need to find funds for their serious drug habit.

It would be remiss not to include the COVID restrictions as a contributing factor for these reductions, however, this performance also endorses the effectiveness of the current CSP delivery structures, given the Partnership has delivered consistent crime reductions through 2019/20 and into 2020/21.

The one crime domain that continues to be a challenge for the Partnership is ‘Violence with Injury’. The 2019/20 end of year performance delivered an increase of +9% and Quarter 1 – Quarter 3 of this year’s performance, shows a +51% increase in this crime category. This increase during 2020/21 has in turn moved the CSP from 4/15 to 10/15 in our Most Similar Family Group (MSFG).

Analysis of Violent Crime committed within Charnwood illustrates that **Beat 62**, Loughborough Central has been highlighted as having the highest volume for ‘Violence against the person with Injury’ and **Beat 65**, Bell Foundry, Warwick Way, and Tuckers Road Area is ranked as having the second highest volume of ‘Violence against the person with Injury’ crimes. Furthermore, the respective 2020/21 increases for violent offences in these two key locations shows that:

- **Beat 65** has seen an increase of +82%, which is 89 more crimes
- **Beat 62** has seen an increase of +8%, which is 14 more crimes

The hotspot areas for the **Beat 62**, are normally the Market Place, Baxtergate and Biggin Street and within these areas there are licensed premises and late-night takeaways. However, due to the recent Covid restrictions, these locations are not flagging as areas for concern in terms of violent offences given the Night-time Economy has been closed throughout extensive periods of Quarter 3.



For context, the CSP continues to work closely with the Violence Reduction Network (VRN) with the aim of reducing the occurrence of violent offences. Meetings are ongoing and ultimately there will be a requirement for the CSP to create a violent crime reduction action plan. This requirement will be an additional statutory duty for the CSP, as set out in the Serious Violence Bill currently progressing through Parliament.

### **Priority 2: Create safer town centres by reducing alcohol / substance misuse related violence, commercial crime and street related ASB**

The prevalence of street related anti-social behaviour in the guise of begging has seen a marked decrease during Quarters 1 - Quarter 3: 2020/21. However, the Partnership continues to be committed to taking positive action under the Loughborough Town Centre Civil Injunction. Identified beggars continue to be served with copies of the Civil Injunction and Officers have had to arrest two individuals during Quarter 3, who have persistently breached the Order.

On 21<sup>st</sup> January 2021, the Partnership successfully obtained an extension to the Civil Injunction, extending the time-period up until 21<sup>st</sup> December 2021. This Order has eight named individuals attached to it, one of whom appeared at County Court on 27<sup>th</sup> January 2021, having been arrested on warrant for his non-attendance at his breach hearings.

However, during the court appearance of the arrested beggar, the case of: *Lăcătuș v. Switzerland* (January 2021) the European Court of Human Rights was raised in proceedings. This case in summary stated that, begging constituted a means of survival and that as such vulnerable individuals had the right, in keeping Article 8 ECHR (right to respect for private and family life), to convey their plight and to beg in an attempt to meet their basic needs. The Judge in this case, considered that the penalty imposed on the beggar had not been proportionate either to the aim of combating organised crime or to the aim of protecting the rights of passers-by, residents and shopkeepers.

Analysis of the Partnership's recorded begging data on Sentinel, illustrates that during Quarter 1 – Quarter 3 2020/21, the only complaints logged are those generated by statutory partners of the CSP, namely the police and council, with no complaints from local businesses or members of the public. With this fact in mind and the stated case of *Lăcătuș v. Switzerland* (January 2021), the Partnership could face a future challenge in respect of the proportionate nature of our response in dealing with beggars.

### **Theme 2: Protecting Vulnerable People**

### **Priority 3: Protect the most vulnerable in our communities particularly High Risk, Previous and Repeat Victims of Crime and ASB**

The strategic theme of protecting the most vulnerable in our communities is a critical area of business for the CSP. Through both Quarter 1- Quarter 3 (2020/21), it has become very clear that this area of business is growing in both its complexity and its demand in terms of resource time. To address the risk posed to both adults and youths at risk, the CSP has two multi-agency specialist groups that sit beneath the main JAG. These are listed as:

- Youth JAG
- Adults at Risk Group (AARG)

Both groups bring a risk focused approach and have safeguarding as their central theme. Moreover, the CSP has undertaken further analysis into the Primary Aggravating Factors listed as contributing to the commission of criminal offences within Charnwood during 2020/21. That piece of work has placed the following factors as primary drivers in the causation of crime:

1. Vulnerability
2. Domestic Abuse
3. Substance Misuse
4. Mental Health

These Primary Aggravating Factors in their own right, clearly illustrate the modern-day challenge and shift of focus for the CSP. The world of community safety has shifted significantly in recent years and has become more complex in its outlook. The trilogy of risk, which is listed as Domestic Abuse/Violence, Substance Misuse and Mental Health are key features of crime committed in Charnwood. This trilogy increases significantly the risk posed within a given case and demands effective risk management and mitigation. It is clear that the CSP has an increasing demand placed upon its resources, in terms of the early identification of these Primary Aggravating Factors and positive action required to address the risk/threat posed.

Since the last CSP meeting, the LLR Domestic Abuse Perpetrator Project has now gone live. This project was as a result of a successful OPCC bid to the Home Office whereby they have secured £230,911 central government funding for 2020/21, which will require an element of match funding from CSP's for 2021/22. Charnwood are contributing £20,249 over this financial year and next.

This initiative seeks to fill remaining gaps in the multi-agency Domestic Abuse thematic so that there is a holistic, whole system offer across LLR, that protects victims and helps them to cope and recover, whilst challenging and supporting perpetrators to change their behaviour. FreeVa have been appointed to oversee the project and will provide a 13 week group based intervention for perpetrators. Attendance at this programme will be on a voluntary basis, however, there will be strong drivers towards attendance through other local authority powers such as child safeguarding legislation. The governance of the initiative will be overseen by the LLR Domestic Abuse Perpetrator Project Board, which has been established with representatives from all

key stakeholders. That board has established Terms of Reference and will meet on a monthly basis. It has been reported that as of 6<sup>th</sup> January 2021, referrals to the project have already been received from Charnwood.

### **Theme 3: Increasing Community Confidence, Engagement & Cohesion**

#### **Priority 5: To reduce the level of fear of crime and ASB**

In keeping with the data in the 2020/21 PSA, the key locations for crime volume within Charnwood sits in Loughborough Central (Town Centre) Police Beat 62 and Loughborough East, Police Beat 65. The target operating model of the CSP continues to deliver multiagency location based groups – Loughborough Central Delivery Group and the Bell Foundry People Zone, both with the aim of tackling crime and reassuring our communities. The challenge for both these locations moving forward will be to address the increases in violent offences that have occurred during Quarter 1 – Quarter 3: 2020/21:

- **Beat 65** has seen an increase of +82%, which is 89 more crimes
- **Beat 62** has seen an increase of +8%, which is 14 more crimes

Furthermore, following a successful joint bid of the OPCC/CSP, the Partnership secured Home Office 'Safer Streets' funding to the sum of £549,999. This fund was secured to address the threat of crime, particularly burglary-residential, within the Warwick Way & Dishley Estate in Loughborough East. A multi-agency team has been created to mirror the operating model of the Bell Foundry People Zone, which has proven so successful for the Partnership. Currently, target hardening is being carried out by a private company, on all eligible properties within the designated location, replacing all door and window locks. This approach has been well received by the local residents. The next stage will be to increase the CCTV coverage within the locality, with the focus being on increasing community confidence and reducing crime.

However, the Safer Streets funding and project will cease as of 31<sup>st</sup> March 2021. It is proposed that the Partnership post April 2021, implements a multiagency meeting namely the Loughborough East Delivery Group (LEDG) that encompasses both the Bell Foundry Estate and the Warwick Way Estate. The LEDG would allow for the merger of two meetings into one 'People' meeting, whilst still operating two Place thematic groups, the latter of which would be open meetings for active citizens and elective members to attend.

In terms of community confidence, the CSP has received two Community Triggers during Quarter 3: 2020/21 – one in Loughborough and one from Syston. Both triggers have been assessed in keeping with the local threshold assessment and both qualified for a full review. There appears to be repeating patterns from the Community Triggers reviewed by the CSP, particularly in respect of:

- The identification of repeat victims/repeat perpetrators/repeat locations
- Effective risk management
- Compliance to LLR policy, particularly in terms of Hate Incident

In keeping with the above trends, the PSA recommends that all partners joined to the Charnwood CSP adopts the following definition of a repeat victim:

*“A person is a repeat victim if, within the last six months - They (as an individual) have complained to the Council, Police or a Registered Housing Provider (social landlord) about three separate incidents of ASB within the Charnwood area.”*

**Appendix B**, attached shows the latest ASB Demand profile for the Partnership during Quarter 3: 2020/21. This data in Figure 1, illustrates that there has been 914 reported incidents during Quarter 3 2020/21, which equates to a 19% increase compare to the same time in 2019/20.

Further analysis of that 914 reported cases during Quarter 3 2020/21 shows that in that total there have been:

- 113 (12%) Repeat Victims -
- 31 (27%) of repeat victims have been identified as Vulnerable
- 111 (12%) repeat locations

In terms of case management, analysis of the Quarter 3 data also shows that in 769 (84%) reported cases, the Primary/Secondary Aggravating factors have either been left blank or ‘Unspecified’ selected by the user. This is a pattern corroborated by the Community Triggers. These Aggravating Factors in terms of ASB case management are utilised to aid risk identification/management and included such issues as:

- Substance misuse - Drugs/Alcohol
- Disability
- Mental Health Domestic Violence
- Sexual orientation
- Race
- Religion

In keeping with the recommendations in the PSA, it is proposed that enhanced education is offered to members of the Partnership to aid effective case and risk management.

## Drugs Strategy

The Partnership continues to tackle the threat of substance misuse within the Borough, through the Charnwood CSP Drug Strategy. The strategic themes central to this plan are:

- **Theme 1: Prevention & Early Intervention**
- **Theme 2: Building Recovery**
- **Theme 3: Safer & Stronger Communities**

**Appendix C** attached, highlights the 2020/21 Key Performance Indicators for the Drugs Strategy. I can report that throughout Quarter 1 – Quarter 3, meetings have continued with partner agencies namely, Exaireo and the Falcon Centre. It has been highlighted in those discussions that the lockdown has had a significant negative impact upon clients currently being supported through their substance misuse. Regrettably, many have relapsed and have reengaged with their drug habit. All agencies report that the drug of choice in Charnwood remains heroin/crack cocaine.

## **Funding**

The Strategic Group continues to oversee the spending of the Partnership Locality Fund (PLF). The 2020/21 spending profile is presented at **Appendix A** of this report. To note is the CSP's contribution to a Domestic Abuse Perpetrator Project. This project has been co-ordinated through the OPCC who have secured funding from the Home Office. As part of the bid CSP's were requested to contribute a portion of their PLF to assist with the project. Charnwood's contribution has been agreed at £20,249 which will be partly paid from this years PLF and from the 2021/22 budget.

**Tim McCabe**  
**Community Safety Manager**

## Appendix A 2020/21 PLF Spending profile

Charnwood Community Safety Partnership will have access to funding from various sources. This will be managed on behalf of the partnership by the Community Safety Manager at Charnwood Borough Council and overseen by the Charnwood Community Safety Partnership.

The funds currently received by the CSP are:  
Police and Crime Commissioner PLF - £75,500

Description	Amount Allocated 2020/21	Amount Spent to Date	Balance Remaining
To address transient student related ASB	£10,000	£10,000	0
Mediation	£3,000	£2000	£1,000
Street Pastors	£3,000	£3000	0
Targeted multiagency preventative action to reduce SAQ offences & offending within the People Zone	£1,000	0	£1,000
Targeted multiagency preventative action to reduce SAQ offences within the Priority Neighbourhood – Loughborough Central (N62	£1,000	£510	£490
Prevention Campaign Materials/ and Domestic Burglary Packs	£3,000	£500	£2,500
Student Crime Awareness	£2,000	0	£2,000
Substance Misuse Project	£11,000	£11,000	0
Mobile CCTV Camera fund	£3,000	£3000	0
Domestic Abuse Services	£10,000	£7,500	£2,500
Cycle Theft	£1,000	0	£1,000
Youth Violence Projects	£10,000	0	£10,000
Charnwood Watch	£4,500	£4500	0
Domestic Abuse Perp Programme ( total funding £20,249 £13,000 from PLF and £1700 from C1001 2020/21 and £5,549 PLF 2021/22)	£13,000	£13,000	0
<b>Total</b>	<b>£75,500.00</b>	<b>£55,010.00</b>	<b>£20,490.00</b>

## PCC CI001 – Youth Prevention and Diversion – 2020/21

The Office of Police and Crime Commissioner has made £15,956.25 CI001 funding to Charnwood in 2020/21.

### Fund criteria:

CI001 Youth Prevention and Diversion funding is for use with the following groups:

- a) Young people identified as being high-risk first-time entrants to the Criminal Justice System
- b) Repeat offenders (primarily those already working with Youth Offending Service). In 2015/16 these were defined in the PCC monitoring requirements as ‘Deter Young Offenders’. (The Youth Justice Board define Deter Young Offenders (DYO) as being those that are likely to cause the most harm to communities and pose a high risk of reoffending).

Initiative Description	Funding Received	Amount Allocated	Amount Spent	Balance Remaining
<b>PCC CI001 – Youth Prevention and Diversion</b>	<b>£15,956.25</b>			
Fun and Families Grounded		£4,644		£4,644
Go Getta Engagement/Desire		£6,872	£5503	£1369
Go Getta Anstey Active Youth Engagement sport sessions		£2,240	£2073	£167
YOS Spot Purchasing		£500	£327.63	£172.37
Domestic Abuse Perp Programme – see above in PLF table		£1700	£1700	0
<b>Total</b>		<b>£15,956.00</b>	<b>£9603.63</b>	<b>£6,352.37</b>

## Appendix B: Charnwood ASB Demand Profile: Quarter 1 – Quarter 3 – 2020/21 compared to 2019/2020.

### Purpose of the Report

To provide the Community Safety Partnership with a breakdown of the different categories and types of Anti-Social Behaviour (ASB) reported to the Partnership between the 1st October 2020 and the 31st December 2020.

### Findings:

In Quarter 3 of 2020/21, there have been a total of 914 reported complaints of ASB logged on Sentinel. This figure relates to all ASB reported to the Police and Charnwood Borough Council.

**Figure 1**, table below shows a break down of the types of ASB reported to Charnwood Borough Council during the period stated.

**Figure 1: Reported ASB recorded on Sentinel during Qtr 3: 2020/21**

ASB TYPES	01/10/19 - 31/12/19		01/10/2020- 31/12/2020		Percentage Difference
Acts Directed at People L1 (Intimidation and Harassment L2)	75	10.11%	28	3.06%	- 62.66%
Disregard for community/personal well-being L1 (Animal Related Problems, Hoax Calls, Noise, Nuisance Behaviour and Rowdy Behaviour L2)	429	57.82%	628	68.71%	+46.38%
Environmental damage L1 (Criminal Damage/Vandalism and Litter/Rubbish L2)	43	5.8%	29	3.17%	-32.55%
Misuse of Public Space L1 (Abandoned Cars, Begging, Drug/Substance Misuse and Dealing, Kerb Crawling, Prostitution, Sexual Acts, Street Drinking and Vehicle Related Nuisance L2)	84	11.32%	58	6.35%	-30.95%
Other	111	14.95%	171	18.71%	+50.05%
<b>Total</b>	<b>742</b>	<b>100</b>	<b>914</b>	<b>100</b>	<b>NA</b>



By way of explanation, Sentinel uses an expandable tree structure within the system for end users to choose a category or definition of the type of ASB which best describes the complaint being logged. These fields are mandatory.

The end user chooses a category from L1, for example, Disregard for Community/Personal Well-being, which then opens up a further choice of categories i.e. Animal Related Problems, Hoax Calls, Noise, Nuisance Behaviour and Rowdy Behaviour, known as L2 types.

You will see from **Figure 2** below, the different types of descriptors practitioners are able to access to define a complaint in Sentinel.

**Figure 2: Top 10 most used ASB descriptors reported and logged on Sentinel.**

<b>1/10/2019 - 31/12/2019</b>		Percentage of reported ASB	<b>1/10/2020 - 31/12/2020</b>		Percentage of reported ASB
<b>Noise</b>	146	19.68%	<b>Noise</b>	218	23.85%
<b>Intimidation and Harassment</b>	79	10.65%	<b>Nuisance Behaviour and Noise</b>	173	18.95%
<b>Noise and Rowdy Behaviour</b>	75	10.11%	<b>Nuisance Behaviour</b>	144	15.75%
<b>Nuisance Behaviour</b>	68	9.16%	<b>Intimidation and Harassment</b>	90	9.85%
<b>Drug Related Activity</b>	51	6.87%	<b>Drug Related Activity</b>	50	5.74%
<b>Animal Related Activity</b>	49	6.6%	<b>Animal Related Activity</b>	40	4.38%
<b>Nuisance Behaviour and Noise</b>	47	6.33%	<b>Litter</b>	28	3.06%
<b>Litter</b>	41	5.53%	<b>Noise and Rowdy Behaviour</b>	20	2.19%
<b>Begging</b>	30	4.04%	<b>Nuisance and Rowdy Behaviour</b>	16	1.75%
<b>Nuisance and Rowdy Behaviour</b>	20	2.7%	<b>Rowdy Behaviour</b>	15	1.64%

**Figure 3** below illustrates a Departmental breakdown of all the Sentinel reports recorded across the CSP for Quarter 3 2020/21 and the comparison for the same quarter in 2019/20.

**Figure 3: Departmental Breakdown for reported Sentinel ASB Cases Qtr3 2020/21**

Breakdown by Council Dept	Quarter 3 2019/20	Percentage	Quarter 3 2020/21	Percentage	Percentage difference
Community Safety	38	5.12%	58	6.35%	+52.63%
Housing	181	24.31%	186	20.35%	+2.76%
Environmental Health	146	19.68%	223	24.4%	+52.74%
Street Management	43	5.8%	22	2.40%	-48.83%
Local Police	330	44.47%	425	46.5%	+28.78%

Officer to contact: Leye Price  
 Anti-Social Behaviour Co – Ordinator,  
 Community Safety Team  
 (01509) 634533  
[Leye.price@charnwood.gov.uk](mailto:Leye.price@charnwood.gov.uk)



## Appendix C: Charnwood CSP Drugs Strategy – Key Performance Indicators

### Charnwood Drugs Strategy Quarter 1 – 3: 2020/21 Key Performance Data

KPI – Key Performance Indicator	Lead Agency	Quarter 1 April – June 2020	Quarter 2 (July - Sept 2020)	Quarter 3 (Oct -Dec 2020)
<b>Theme 1: Prevention and Early Intervention</b>				
1. Number of drug users working with drug support services within Charnwood Borough	Turning Point Exaireo Falcon Support Services	529 – Refer to note below	585 Please note estimated figure comprised of Turning Point July 2020 data and current Exaireo/Falcon data	481 Please note estimated figure comprised of rolling Turning Point October 2020 data and current Exaireo/Falcon user data
2. Number of awareness raising events held to promote the drug support services located within Charnwood Borough	Turning Point Exaireo Falcon Support Services	0	<b>1</b>	<b>0</b>
3. Number of people attending recovery week events at Falcon Centre/Exaireo	Exaireo Falcon Support Services	N/A Recovery Week September 2020	<b>148</b>	<b>N/A</b>
4. Number of awareness raising events held within Charnwood targeting the dangers of drugs at young people	Turning Point Exaireo Falcon Support Services Leicestershire Police	N/A	<b>1</b>	<b>0</b>
5. Number of young people identified through the Charnwood JAG at risk of becoming involved in County Lines	Charnwood BC	3	<b>3</b>	<b>3</b>
6. Number of young people referred to the	Charnwood BC	1	<b>1</b>	<b>1</b>



Charnwood Youth JAG where drugs features as an aggravating risk factor				
7. Number of adults referred to the Charnwood JAG at risk of criminal exploitation (cuckooing)	Charnwood BC	0	2	0
8. Number of safeguarding referrals made in respect of a adults/youth at risk where drug misuse is a contributing risk factor	Charnwood BC	7	5 children's referrals and 14 adults.	0
<b>Theme 2: Building Recovery</b>				
9. Number of drug users actively engaged with the Falcon Centre/Exaireo	Exaireo Falcon Support Services	54	56	54
10. Number of awareness raising events held to promote the drug support services located within CBC	Exaireo Falcon Support Services	0	1	0
11. Number of 'Streets 2 Seats Sessions' delivered within Charnwood Borough	Exaireo Falcon Support Services	0	0	0



12. Number of drug users taking part in the 'Streets to Seats' project	Exaireo Falcon Support Services	0	0	0
13. Number of 'Hope Group Sessions' delivered within Charnwood Borough	Exaireo Falcon Support Services	0	0	0
14. Number of Individual Substance Misuse Sessions held via The Falcon Centre/Exaireo	Exaireo Falcon Support Services	161	111	181
15. Number of Informal Discussions (gaining trust/respect) undertaken via The Falcon Centre/Exaireo	Exaireo Falcon Support Services	24	36	119 121 sessions
16. Number of drug users assessed for Rehabilitation Services by local support services	Exaireo Falcon Support Services	5 Assessed by rehab	5	8
17. Number of people referred to Rehabilitation Services by local support services	Exaireo Falcon Support Services	7	4	5
18. Number of people admitted to Rehabilitation Services	Exaireo Falcon Support Services	5	1	4
19. Number of support sessions delivered post-rehabilitation by support services	Exaireo Falcon Support Services	41	23	14
20. Number of Outreach sessions undertaken	Turning Point	Not currently being recorded	MTC remains closed	MTC remains closed



within chronic locations				
<b>Theme 3: Safer and Stronger Communities</b>				
21. Reduction in Serious Acquisitive Crime (SAC) particularly within the Bell Foundry People Zone & Loughborough Town Centre	Leicestershire Police	48 NL65 (Bell foundry but also the whole of east Loughborough)  49 NL62 (town centre, university,	43  47	58  93 (mainly sheds and garages)
22. Arrest rates for drug related offences within Charnwood Borough : People arrested for drugs offences (possession, PWITS, supply, conspiracy, aid and abet etc	Leicestershire Police	81	36	52
23. Number of positive prosecutions for drug related offences within Charnwood Borough*	Leicestershire Police	6	12	8
24. Number of positive drug tests upon arrest*	Leicestershire Police	Unable to produce – available post 29 July	Unable to produce in time	Data not available
25. Number of drug warrants	Leicestershire Police	13	5	25



executed within Charnwood Borough				
26. Number of drug related property closure orders undertaken within Charnwood Borough	Landlord Services	Data not provided to date	0	0
27. Number of positive action outcomes taken against Charnwood tenants suspected drug misuse offences within Charnwood Borough	Landlord Services	Data not provided to date	0	0
28. Number of Section 8 Notices (Misuse of Drugs Act 1971) issued within Charnwood Borough	Leicestershire Police	6	6 (Operation Hammerman)	8 (Continuing Operations )
29. Number of breaches of the Loughborough Town Centre civil injunction where drug misuse forms that breach	Charnwood BC	0	0	0

## COMMUNITY SAFETY PARTNERSHIP

25TH FEBRUARY 2021

### Item: 5b Delivery Group Updates: JAG Updates

#### Introduction

The Charnwood Joint Action Group (JAG) is currently chaired by Sergeant Mat Allingham the deputy NPA commander at Charnwood, the JAG continues to manage the highest risk cases in the borough that require a multi-agency response. Charnwood JAG has evolved as has its membership there is a real sense of confidence that data is being shared in an appropriate manner and the JAG is working well towards achieving the Community Safety Partnership (CSP) action plan. At present the JAG has the following subgroups

- Youth
- Adults at risk (AARG)
- People Zone (PZ) People and Places (soon to be LEDG with a places sub-group, see below)
- Loughborough Central Delivery Group (LCDG)

The progress made by each of these subgroups has been significant in reducing crime and addressing both child and adult vulnerability together with dealing with localised issues. It has been recognised that the Peoples Zone has benefitted from being expanded to include the Warwick Way Estate. All the subgroups of the JAG now have the same referral process for upward escalation of high-risk cases, this has worked really well in identifying a host of cases and this document has been shared with all key partners. Attendance at the JAG subgroups remains in the main strong with a broad attendance profile, This is being reformed to ensure that only the partners that need to be at the meeting are invited, thus reducing the amount of time professionals have to devote to these meetings and maximising their involvement when they are there.

An update on the partnership action plan 20/21 has been provided for reference purpose.

#### **Theme 1 – Making Communities Safer**

**Priority 1 – Prevent and disrupt criminality focusing on reducing “All Crime” creating safer communities free from harm and violence**

**Priority 2 – Proactively tackle ASB with a focus on reducing alcohol and substance misuse related incident and street related ASB**

**Priority 4 - Prevent people being drawn into extremism and take positive action in respect of hate crime**

#### **Crime Update**

On the last CSP paper submitted in October 2020 covered Q2 of 2020/21 and showed a -4% drop in crime, this is against a backdrop of more relaxed COVID restrictions during this quarter which is likely to explain the slow down in reduction of crime.

Q3 has seen crime fall again there have been more stringent covid restrictions in place, the closure of most places where people would meet and full lockdown, serious acquisitive crime has again fallen. The only crime type that has risen is violent crime. An average of 47% of



which is domestic violence related (this average was only taken from 4 weeks worth of data to give an idea of the drivers for crime.)

The partnership put an emphasis on dealing with our repeat offenders and as a result of this robust approach those that cause us most harm are being targeted and, in many cases, arrested and now either on remand awaiting sentence, have strict bail conditions or actually convicted and serving a custodial sentence. The reductions in serious acquisitive crime, burglary (-31%) and vehicle related crimes Q3 represents 302 less victims in the borough of Charnwood (YTD) and are as a result of this hard work.

<b>Crime Type</b>	<b>Performance to Date</b>	<b>Total Crime as at 31<sup>st</sup> December 2020</b>	<b>Total Crime as at 31<sup>st</sup> December 2019</b>	<b>Difference</b>	<b>Family Group Position 31<sup>st</sup> December 2020</b>
All Crime	<b>-3.1%</b>	9288	9590	-302	<b>9/15</b>
Violence with Injury	<b>+51%</b>	1126	746	+380	<b>10/15</b>
Burglary – Residential	<b>-31%</b>	440	638	-198	<b>14/15</b>
Burglary – Business	<b>-17.2%</b>	135	163	-28	<b>4/15</b>
Theft of Vehicles	<b>-35.5%</b>	174	270	-96	<b>9/15</b>
Theft from Vehicles	<b>-31%</b>	487	710	-223	<b>12/15</b>
Robbery	<b>-9%</b>	60	66	-6	<b>6/15</b>
Cycle Theft	<b>-9%</b>	194	214	-20	<b>13/15</b>
Shoplifting	<b>-23%</b>	455	590	-135	<b>2/15</b>

COVID 19 has had a significant impact on all areas of business in the borough of Charnwood, pre-pandemic Charnwood CSP had seen successive quarter reductions in overall crime and I am really pleased to see that this reduction in overall crime has continued to reduce with the current figure being -3.1%. This is a something the partnership should rightly celebrate. During COVID 19 restrictions a lot of crime types have dropped off across the force area and Charnwood is no different. Despite the pandemic partners have still had to address significant challenges regarding criminality in the first half of this year and the overall trajectory in crime figures suggests a reduction which started in early 2019.

Residential burglary has also reduced by 31% this has been as a direct result of strong CSP work across the borough. The subgroups of the JAG have managed offenders, carried out several media led campaigns, that have directly influenced this downward crime trend alongside pro-active policing operations. In addition, Charnwood Watch has also had a significant impact in this crime reduction, it has also provided residents with confidence in the CSP and we are set to continue this scheme which has grown significantly in membership.

Leicestershire Polices recent promotion of neighbourhood link has seen our sign ups continue to grow across the force area however Charnwood CSP were well ahead in this department dating back to last year, as a result we have one of the healthiest sign up rates within Leicester Leicestershire and Rutland. There is room for improvement, this data is broken down by beat, we will target these areas for extra attention. I am confident that our ongoing partnership work will see sign ups and neighbourhood link activity continue to grow with a focus on 'you said, we did' to give local users the results we achieve from the information they provide.

Vehicle crime across the borough has always been ever present and again due to significant work from Charnwood Borough Council and Charnwood Police we have managed to see a reduction of theft of vehicles of -35.5% and -31% in theft from vehicles. This is something that the CSP should rightly be proud of, work continues to target criminals involved in these crimes and also target the areas which we know are vulnerable. Several offenders have been brought to justice with regards these crimes over the last quarter and we have seen displacement of organised crime groups who now operate in neighbouring police areas, again a testament to the CSP response to this form of offending.

Yet again credit has to be given to the Charnwood Borough Council CCTV Team who continue to provide an outstanding service to the borough and have been involved in countless incidents where they have been instrumental in the prevention and detection of crime.

An area of crime which has seen a significant increase in the borough relates to violent crime which results in injury +51%, there is also a recognition that this is a continuation of the increases we saw in the previous 2 quarters. Although this increase is unwelcome and no doubt linked to the wider social COVID 19 climate the increases per beat do reflect the trends that we have been picking up in the sub groups of the JAG and also regionally and nationally.

Hate crime has risen however nationally there is a drive to increase reporting, make reporting easier and ensure that communities don't suffer in silence. Given that we are asking for people to come forward I would expect hate incidents to increase. This increase has also been seen nationally and regionally during COVID 19. We have made some significant progress in certain cases where under the JAG we have identified repeat callers and perhaps addressed wider issues that may well have hitherto been reported as hate crime, when in fact it related to another issue. We have picked up that neighbour disputes have been the biggest driver for these incidents.

PREVENTs attendance at the JAG continues and they will in future be providing a standardised report on PREVENT issues in Charnwood for members.

There are opportunities to improve the JAG, the following changes are planned for the near future:

Placing all reports and updates on a shared folder for members to read before the meeting, this will not only cut down the length of the meeting it will also leave us more time to concentrate on the meat of the meeting, ie the current and new cases. This will be trialled on the next JAG.

The JAG and it's sub groups are in need of some housekeeping, the JAG terms of reference (TORs) have not been updated since 2015 and need updating, I will also be asking the chairs of the sub groups to look at their TORs to check for any updates required.

I have previously mentioned at the JAG and to members of the CSP the idea of moving the JAG chairpersonship on every year, I'd suggest swapping it between CBC and Police once a year. This is to refresh them meeting, share work fairly across the partnership and bring in

new views and ways of working. I would like the CSPs take on this, whether the CSP would prefer that the police continued to chair it or whether the changing of the chair as of April 1<sup>st</sup> would be something they would prefer.

### **Youth JAG:**

Charnwood Youth JAG currently takes place virtually, it is now chaired by Vikash Mistry from Charnwood Borough Council, attendance at this meeting has improved, cases being worked through with partners and the cohort now reducing.

At the previous CSP I mentioned new format has been brought in under the new chair, concentrating more on the younger cohort with whom the incremental approach is likely to have more success. Attendance improved however another issue has arisen...

Youth JAG currently covers tier 1 and tier 2 youths, tier 1 is those who have been committing crime for some time, tier 2 is the up and coming youths on the periphery of crime. The chair has raised the issue that too much time is spent discussing the youths in tier 1, professionals who already manage those individuals using the bulk of the meeting to share information about them, and then not spending enough time on tier 2. Given that tier 1 youths almost all have a social worker/team of professionals in place to help them I see no need for them to be discussed at the youth JAG and intend for the meeting to deal only with tier 2 youths, mentioning tier 1 only if they are influencing tier 2. Rather than removing tier 1 overnight I would wait for tier 1 to gradually reduce and not put anyone else on it. I would like to put this to the CSP as a proposal.

The chair Vik Mistry will leave CBC at the end of March I would also like to request that CBC find an appropriate replacement.

### **Adults at Risk Group (AARG)**

This meeting is chaired by Giuseppe Vassallo from Children, Families and Partnerships Manager at Charnwood Borough Council who brought with him a wealth of experience and contacts when he took the role. The main themes discussed include but are not limited to adults at risk engaged in substance misuse, crime and ASB including involvement in sex work, domestic abuse, adults at risk of financial abuse, being targeted by individuals known for a history of violence, theft, coercive controlling behaviour and taking over properties for drug related activity, Modern slavery Individuals with poor mental and emotional health. The AARG has been modified to enable a more productive meeting i.e. not every case is discussed.

Guiseppe has introduced a monitoring section for cases that are being managed out of the AARG, these are cases either being effectively managed by statutory agencies, other subgroups or where risk levels appear to have decreased and a test period is required to capture any progress or relapse. Any case in monitoring can be escalated back to main agenda if new information comes in. These process changes, coupled with a leaner referral process leads to less cases being discussed, but these are the highest risk cases which are being discussed in greater detail than they were previously.

### **People Zone update:**

Throughout the past 6 months we have been working to continue the hard work in and around the People Zone. This has not been without its challenges due to the COVID situation. PS Charlotte Dickens has continued to chair and lead on the People side of the People Zone with Verity Graham from the council leading on the places side. We have unfortunately had to cancel some pre-arranged events, and the reopening of the MTC has been postponed a number of times due to Covid. PZ have however managed a number of estate walk arounds with Councillors, the NDO's and key community contacts. This has proved positive with members of the community seeing a visible presence of agencies in the community and approaching officers during these events. PZ are continuing to reach out to those in the community.

The safer streets funding will end in March and a decision has been taken at the strategic group to take PZ and Safer streets back into the Loughborough East delivery Group (the LEDG, the group that PZ came from originally) with a sub group for people as of March 2021. I would like to put this to the CSP for their thoughts and comments.

The LCDG is chaired by Sgt James Thomas who will soon be leaving the role of the Loughborough Town Centre Sgt. To be replaced by Sgt Alice Forfar.

### **Town Centre**

Covid 19 has made a significant difference to the way people use the town centre, reports of begging have dropped off, this is largely due to the measures taken by CBC to house the homeless. Due to this enforcement days have been postponed for now. LCDG continues to monitor this situation as the pandemic develops.

### **Night-time Economy**

The night time economy has been closed for a lot of this quarter. When it was open the footfall was massively reduced, nightclubs have not opened since March 2020 and when pubs were open in Charnwood they were all closing by 10PM and had reduced capacity. The NTE meeting has been postponed to a time when we are told that NTE/shops will re-open.

### **Student Issues**

Student street support scheme is in place along with the uni security to deal with any discipline issues so both support and control strategies are in place. In general op

lexical has been quieter this year than previous years, a reduction in transient noise has been reported and statistics seem to back this anecdotal evidence up. Through partnership with Loughborough university we continue to move towards 100% ASB recording from the university through agreed processes and a weekly meeting, this is unique in Leicestershire.

With the students largely not present during lockdown student related issues have reduced and some success has been noted at the JAG with victims of repeat ASB in the student triangle thanking the partnership for its work to reduce the issues.

LCDG is working closely with the Loughborough college, intending for them to mirror the uni discipline processes.

Sergeant Mat Allingham

Deputy NPA Commander, Charnwood

Charnwood JAG Chair

## COMMUNITY SAFETY PARTNERSHIP

25TH FEBRUARY 2021

### ITEM: 6 Partnership Strategic Assessment 2020/21 / Charnwood Community Safety Plan (2020-2023)

#### Partnership Strategic Assessment

The CSP has a statutory duty to develop an annual Partnership Strategic Assessment (PSA) analysing the levels of crime and ASB being experienced within the Borough. The purpose of the assessment is to:

- Highlight performance progress and achievements against the strategic objectives set in the previous Community Safety Plan
- Identify any emerging threats, risks posed in seeking to deliver key performance
- Identify any increasing community tensions or any factors impacting upon community confidence/cohesion
- Identify the CSP's strategic objectives for the forthcoming year

This PSA provides strategic governance for the CSP who must respond to this analysis through the creation of a Community Safety Plan.

In keeping with the above statutory duty, the 2020/21 Partnership Strategic Assessment has been completed and the recommendations need to be discussed at the Community Safety Partnership meeting.

#### The Community Safety Plan 2020 - 2023

The CSP Plan runs on a three-year cycle and should address the findings and recommendations as set out in the Partnership Strategic Assessment. The strategic themes and objectives should direct the available resources of the Partnership and be the focus of the CSP delivery structures at both strategic and tactical level.

The current Community Safety Plan was adopted by the CSP in April 2020 and will run until 2023. However, in keeping with best practice the CSP is asked to undertake an annual review of its plan to ensure its strategic objectives remain valid in delivering effective control measures in terms of crime and disorder.

**Tim McCabe**

**Community Safety Manager**

**Charnwood Borough Council**

# Charnwood Community Safety Partnership Strategic Assessment

2020/2021



## Document Details

Title	Charnwood Community Safety Partnership Strategic Assessment, 2020/21
Date created	
Description	The purpose of this document is to provide Charnwood Community Safety Partnership (CSP) with an understanding of key community safety issues affecting the borough.
Geographical coverage	Charnwood Borough
Time period	Data up to 5th December 2020 plus historic data where appropriate.
Format Status	PDF

Draft



## **Contents:**

**Section 1: Executive Summary**

**Section 2: Introduction**

**Section 3: Scanning**

**Section 4: Analysis**

**Section 5: Conclusion**

Draft

## Section 1: Executive Summary

The ethos of an effective partnership is built upon a culture of deep-rooted problem solving. The Charnwood Community Safety Partnership has adopted the **SARA** model – **S**canning, **A**nalysis, **R**esponse, **A**ssessment as its chosen approach to tackle problems relating to crime and disorder.

Throughout the performance year 2020/21 the Partnership has faced many challenges, but has seen reductions in the following categories:

- All Crime - a reduction of -4%
- Burglary – Residential – a reduction of -32%
- Burglary – Business - a reduction of -19%
- Theft from Motor Vehicle - a reduction of -31%
- Cycle Theft - a reduction of -14%
- Robbery - a reduction of -2%
- Shoplifting - a reduction of -26%

**Table 1 (below)** demonstrates how the Charnwood CSP has performed during 2020/21 compared to the previous year 2019/20. The data has been provided by Leicestershire Police and the relevant period is from the **1<sup>st</sup> April 2020 to 5<sup>th</sup> December 2020** (and comparative dates in the previous year). It highlights the differentiation in each crime category as well as illustrating the position of Charnwood CSP in its Most Similar Family Group (MSFG).

**Table 1: Overview Crime Performance from the 1<sup>st</sup> April 2020 to 5th December 2020 compared to 1<sup>st</sup> April 2019 to 5<sup>th</sup> December 2019**

Crime Type	Performance to Date	Total Crime as at 5 <sup>th</sup> Dec 2019	Total Crime as at 5 <sup>th</sup> Dec 2020	Diff	Family Group Position 31 <sup>st</sup> October 2020
All Crime	-4%	8960	8619	-341	8/15
Violence with Injury	+51%	694	1048	+354	9/15
Burglary – Residential	-32%	590	404	-186	14/15
Burglary – Business	-19%	155	126	-29	4/15
Theft of Vehicles	-35%	254	164	-90	10/15
Theft from Vehicles	-31%	662	454	-208	12/15
Robbery	-2%	61	60	-1	4/15
Cycle Theft	-14%	207	179	-28	13/15
Shoplifting	-26%	574	425	-149	3/15

## **Key findings and Recommendations**

The current strategic themes for 2020/21 are still relevant and should continue to form the basis for the 2020/23 Community Safety Partnership Plan. These are as follows:

- **Theme 1: Making Communities Safer**
- **Theme 2: Protecting Vulnerable People**
- **Theme 3: Improving Community Confidence, Engagement and Cohesion**

However, it is recommended that the strategic objectives are reviewed under those themes, to address a number of key areas of business that the CSP needs to continue to shape on an LLR setting. Those key area of business include:

- Youth Offending
- Adults at Risk
- Substance Misuse
- Serious Violent Crime

There are several behavioural themes that run through those key areas of business and they include:

- Exploitation – both criminal and financial
- Mental Health
- Missing – particularly relevant to our youth cohort
- Domestic Abuse

Throughout 2020/21 the 'trilogy of risk' was found to be a repeating occurrence in many of the cases discussed within the CSP delivery structures. The trilogy of risk relates to the presence of the following aggravating themes:

- Substance Misuse,
- Mental Health
- Domestic Abuse/Violence.

These primary aggravating factors are a cause of many crimes/disorder offences and illustrate the changing landscape of the Community Safety Partnership.

Charnwood CSP has brought a risk focused approach to its current delivery structures, with a focus on detailed risk assessments as part of case management. However, the Community Triggers received during 2020/21, have highlighted the fact that the Partnership would benefit from enhanced training in terms of risk management and risk mitigation.

The 2020/21 PSA recommends that the CSP reviews the primary aggravating factors of offending within Charnwood: Vulnerability, Domestic Abuse, Substance Misuse and Mental Health, ensuring there is effective measures in place within the delivery structures to allow for both early identification of these aggravating factors and to

mitigate the risk they pose. The PSA does not propose that case management be adopted by the CSP for those cases that are already managed through statutory services. The Partnership's approach is to represent the community and victims voice in identifying any ongoing community tension or community impact in respect of a case.

It is therefore recommended that the CSP looks to support/enhance the knowledge/skill of partners in terms of effective risk management/mitigation, particular in respect of repeat victims, perpetrators and repeat chronic locations.

The attention of statutory partners is brought to the Serious Violence Bill 2019, which is currently passing through Parliament and currently in its consultation phase. Once adopted as statute law, this Act will place a further statutory duty upon the Charnwood CSP, thereby meaning our duties will be amended to include:

1. The reduction of crime & disorder (ASB)
2. The reduction of reoffending
3. The prevention of extremism
4. The reduction in serious violence (pending)

Serious violence and violence per se have been a feature of our 2020/21 performance. The Violence Reduction Network (VRN) has completed its Strategic Needs Analysis (2020) in which it has identified both Leicester City and Charnwood as key locations in terms of Serious Violence. They have reported that Charnwood has the highest volume of serious violent offences within the County, with 14.4% of all offences occurring in the Borough. It was also observed that 11.8% of all knife-enabled serious violence across LLR in 2019/20 occurred in Charnwood. This data is supplemented with that contained in **Table 1**, which illustrates a +51% increase in violent offences with injury during 2020/21.

This PSA recommends that the CSP continues to build upon existing structures that exist with the Violence Reduction Network and that the strategic priorities contained within the Community Safety Plan are reviewed to ensure they reflect the requirement to reduce violent offences.

In summary and in keeping with the analysis undertaken, this 2020/21 PSA makes the following recommendations:

- **Recommendation 1:** That the CSP continues to build upon existing structures that exist with the Violence Reduction Network and that the strategic priorities contained within the Community Safety Plan are reviewed to ensure they reflect the requirement to reduce violent offences.
- **Recommendation 2:** That the CSP looks at a definition of repeat location, focusing on the persistent nature of the ASB and its impact upon both the individual and the community in respect of their harm index.
- **Recommendation 3:** That all partners joined to the Charnwood CSP adopts the following definition of a repeat victim:  
*"A person is a repeat victim if, within the last six months - They (as an individual) have complained to the Council, Police or a Registered Housing*

*Provider (social landlord) about three separate incidents of ASB within the Charnwood area.”*

- **Recommendation 4:** That the CSP needs to undertake a review of violent offences and implement an action plan aimed at reducing the prevalence of this crime domain
- **Recommendation 5:** That the CSP continues to develop the current partnership structure to ensure the current crime reductions continue
- **Recommendation 6:** That the CSP reviews the current People Zone(s) on Beat 65 and in order to maintain a sustained multi agency partnership approach, considers the creation of the Loughborough East Delivery Group (LEDG). It is proposed that the LEDG will still adopt the theme groups of ‘People’ and ‘Place’ thereby allowing for maximum participation from key stakeholders.
- **Recommendation 7:** To consider ways to support/enhance the knowledge and skill of all partners involved in terms of effective risk management/mitigation particular in respect of the harm index associated with repeat victims, perpetrators and repeat chronic locations.

## **Section 2: Introduction**

### **Background to the Partnership Strategic Assessment**

The Partnership Strategic Assessment (PSA) is a statutory document produced annually to inform Community Safety Partnerships about crime, anti-social behaviour and community safety issues in their area.

The aim of this Strategic Assessment is to provide Charnwood Community Safety Partnership with a comprehensive analysis of crime, anti-social behaviour and community safety issues, thereby enabling the Partnership to review, modify or change key strategic priorities.

### **Partnership Background**

Charnwood Community Safety Partnership is made up of representatives from six statutory partners:

- Charnwood Borough Council
- Leicestershire Police
- Leicestershire County Council
- NHS West Leicestershire Clinical Commissioning Group
- Leicestershire Fire Authority
- National Probation Service

Other non-statutory agencies contributing to the Partnership include:

- Loughborough University
- Children, Families and Wellbeing Services
- Loughborough Chamber of Trade and Commerce
- Turning Point
- Voluntary Sector
- Loughborough Business Improvement District
- Living Without Abuse
- The Bridge
- Falcon Centre
- Exaireo

Community safety covers a broad area of policy including but not limited to:

- Reducing Crime
- Reducing Re-offending
- Anti-social Behaviour
- Serious Acquisitive Crime
- Violent Crime
- Domestic Abuse
- Improving Community Confidence/Cohesion
- Protecting Adults at Risk

- Preventing Criminal Exploitation
- Substance Misuse
- Preventing Extremism

The aim of Charnwood Community Safety Partnership is

**'To contribute to a high quality of life for all, across both urban and rural communities by facilitating an environment where people feel secure and live without the threat or fear of crime and disorder or Violence.'**

### **Current Themes**

The three strategic themes of the Charnwood CSP in 2020/21 are:

- **Theme 1: Making Communities Safer**
- **Theme 2: Protecting Vulnerable People**
- **Theme 3: Improving Community Confidence, Engagement and Cohesion**

Throughout the 2020/21 performance year these strategic themes have been delivered through the CSP delivery structures. **Table 1** highlights significant crime reductions across all but one crime domain, which endorses the effectiveness of the current CSP structures.

This Strategic Assessment will recommend that the themes remain as they are in the current Partnership Plan and that the strategic priorities are revisited, to ensure the primary aggravating factors for offending in Charnwood, are threaded through our delivery structures. Further supporting evidence of this recommendation features within the 'Analysis' section of this PSA.

## **Section 3: Scanning**

**Table 1** demonstrates the current crime performance for the CSP from 1<sup>st</sup> April 2020 to 5<sup>th</sup> December 2020, compared to the same timescales for 2019/20.

**Table 1: Charnwood CSP Crime Performance Data 2020/21**

<b>Crime Type</b>	<b>Performance to Date</b>	<b>Total Crime as at 5<sup>th</sup> Dec 2019</b>	<b>Total Crime as at 5<sup>th</sup> Dec 2020</b>	<b>Diff</b>	<b>Family Group Position 31<sup>st</sup> Oct 2019</b>
All Crime	<b>-4%</b>	8960	8619	-341	<b>8/15</b>
Violence with Injury	<b>+51%</b>	694	1048	+354	<b>9/15</b>
Burglary – Residential	<b>-32%</b>	590	404	-186	<b>14/15</b>
Burglary – Business	<b>-19%</b>	155	126	-29	<b>4/15</b>
Theft of Vehicles	<b>-35%</b>	254	164	-90	<b>10/15</b>
Theft from Vehicles	<b>-31%</b>	662	454	-208	<b>12/15</b>
Robbery	<b>-2%</b>	61	60	-1	<b>4/15</b>
Cycle Theft	<b>-14%</b>	207	179	-28	<b>13/15</b>
Shoplifting	<b>-26%</b>	574	425	-149	<b>3/15</b>

**Table 1** demonstrates significant reductions within key Serious Acquisitive Crime (SAC) domains within Charnwood:

- Burglary – Residential: -32% reduction
- Burglary – Business: -19% reduction
- Theft from Motor Vehicles: -31% reduction
- Theft of Motor Vehicles: -35% reduction
- Robbery: -2% reduction

The above crimes are the key components of what are known as the Serious Acquisitive Crime (SAC) offences, which have historically hampered the progress of the Partnership. They are offences that predominately feature in the modus operandi of persistent and prolific offenders, driven by the need to find funds for their serious drug habit.

It would be remiss not to include the COVID restrictions as a contributing factor for these reductions, however, this performance also endorses the effectiveness of the current CSP delivery structures, given the Partnership has delivered consistent crime reductions through 2019/20 and into 2020/21.



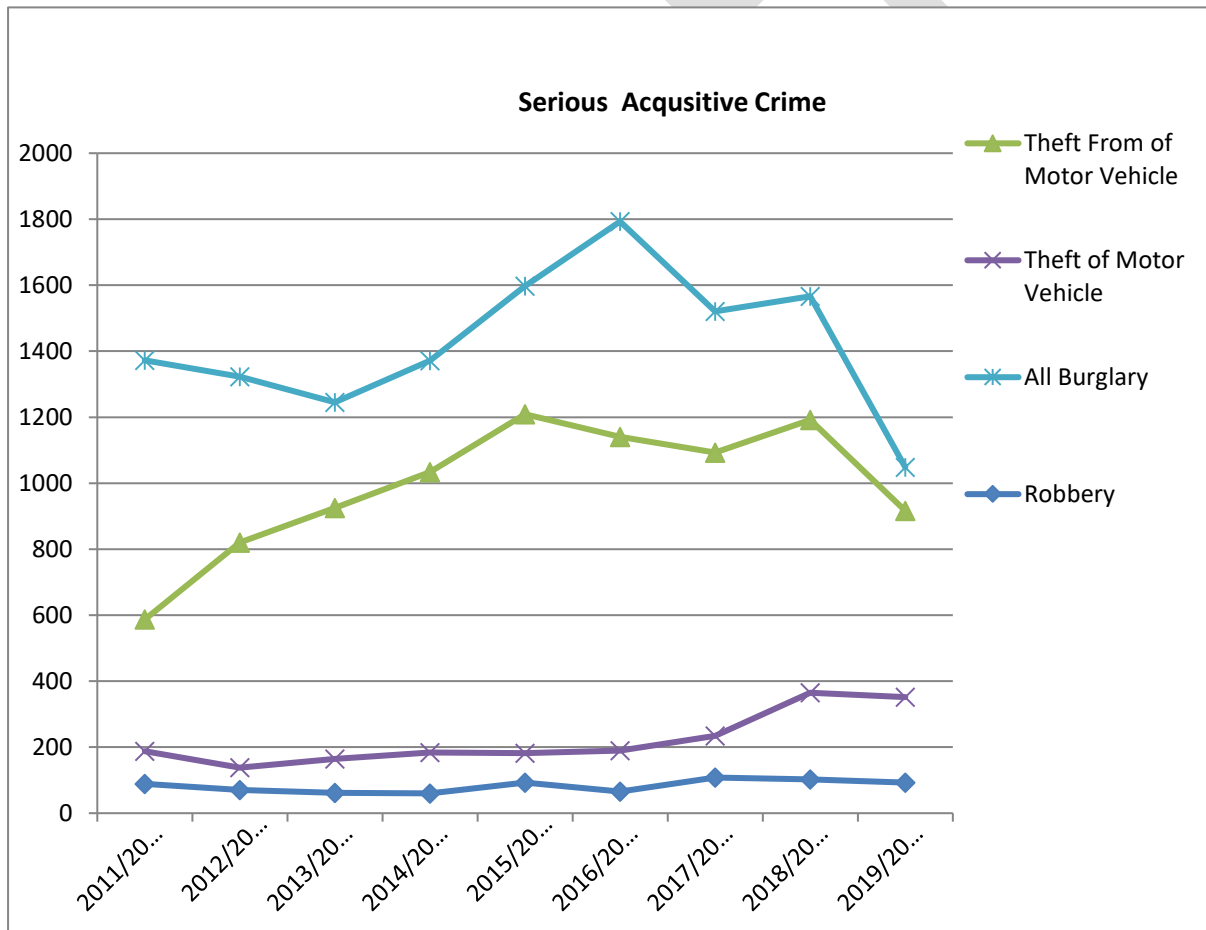
## Section 4: Analysis

This section will provide an in-depth analysis of the data submitted by Partners for this Strategic Assessment.

**Figure 2** below, allows us to analyse in more detail the long-term crime performance of the Charnwood Community Safety Partnership in respect of Serious Acquisitive Crime (All Burglary, Vehicle Crime and Robbery).

The data for **2011/12 – 2019/20 (1<sup>st</sup> April to 31<sup>st</sup> March)**, for all categories of Serious Acquisitive Crime, shows reductions in Theft of Motor Vehicle, Theft from a Motor Vehicle and All Burglary.

**Figure 2: Charnwood Serious Acquisitive Crime Trends 2011/12 -2019/20 (1<sup>st</sup> April to 31<sup>st</sup> March – year on year)**



As stated above, these trends were up to and inclusive of data provided to 31<sup>st</sup> March 2020. However, as **Table 1 (p8)** demonstrates, the control measures put in place during Q1 – Q3 of the 2020/21 performance year, have now delivered significant reductions in:

- Burglary – Residential – a reduction of -32%
- Burglary – Business - a reduction of -19%
- Theft from Motor Vehicle - a reduction of -31%
- Theft of Motor Vehicle – a reduction of -35%
- Cycle Theft - a reduction of -14%
- Robbery - a reduction of -2%
- Shoplifting - a reduction of -26%

As a matter of context, the Charnwood CSP is grouped nationally within a family of similar sized partnerships in order that comparisons may be drawn in respect of a CSP's performance. Each **Most Similar Family Group (MSFG)** consists of a grouping of fifteen CSP's and each Quarter they are positioned in a table of performance and given a ranking of 1<sup>st</sup> down to 15<sup>th</sup> for each of the crime categories listed in **Table 1**.

The current positions within the family group are:

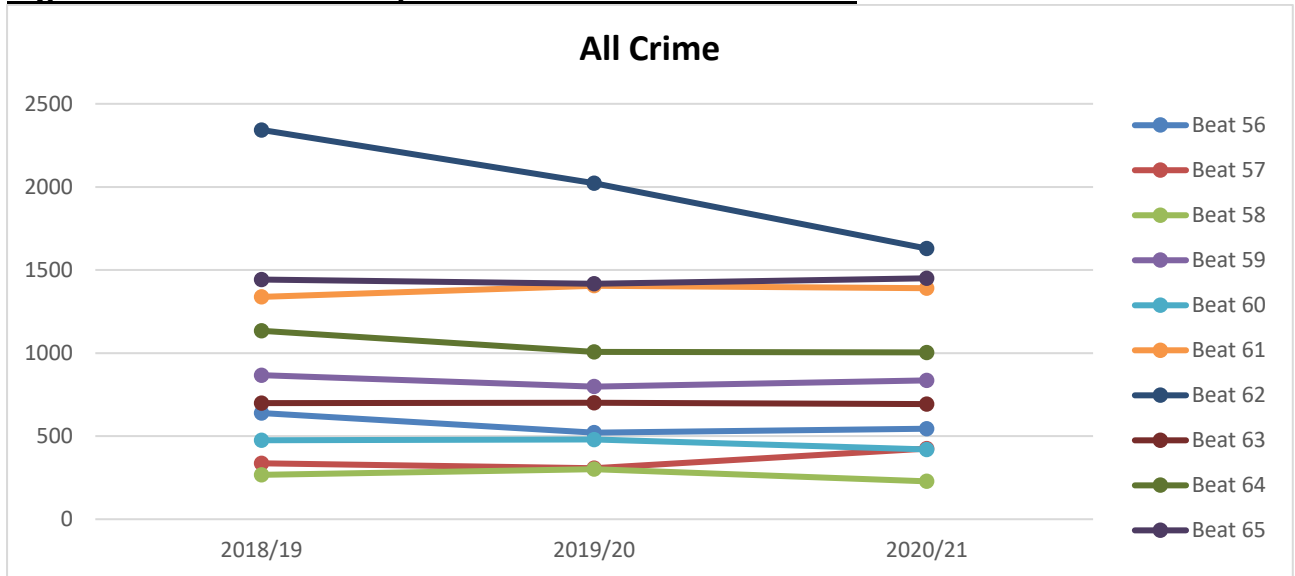
<u>Crime Type</u>	<u>31<sup>st</sup> Oct 2019</u>	<u>31<sup>st</sup> Oct 2020</u>
Violence with Injury	2/15	9/15
All Crime	8/15	8/15
Theft of Motor Vehicle	13/15	10/15
Robbery	3/15	4/15
Shoplifting	7/15	3/15
Theft from Motor Vehicle	13/15	12/15
Cycle Theft	14/15	13/15
Burglary – Residential	15/15	14/15
Burglary – Business	6/15	4/15

The current 2020/21 MSFG positions, above, demonstrates that the CSP has moved in the right direction in 6 crime domains within the Family grouping, those being:

- Burglary Residential
- Theft of Motor Vehicles
- Theft from Motor Vehicles
- Shoplifting
- Cycle theft
- Burglary – Business

However, the Most Similar Family Group data above, corroborates the challenge the CSP is facing in dealing with the increases in violent offences. As reported earlier in **Table 1**, there has been a +51% increase in the crime domain 'Violence with Injury'. This performance has moved the CSP from 2/15 to 9/15 in our MSFG. The increases observed are attributable to recent changes in recording practices in Leicestershire. This fact coupled with the Serious Violence data presented in the VRN Strategic Needs Analysis, endorses the recommendation that the CSP needs to undertake a review of violent offences and implement an action plan aimed at reducing the prevalence of this crime domain

**Figure 3: All Crimes 1st April 2018 to 5<sup>th</sup> December 2020**



\*Appendix B outlines which areas the Police Beats cover

**Table 2 : All Crimes 1st April 2018 to 5<sup>th</sup> December 2020**

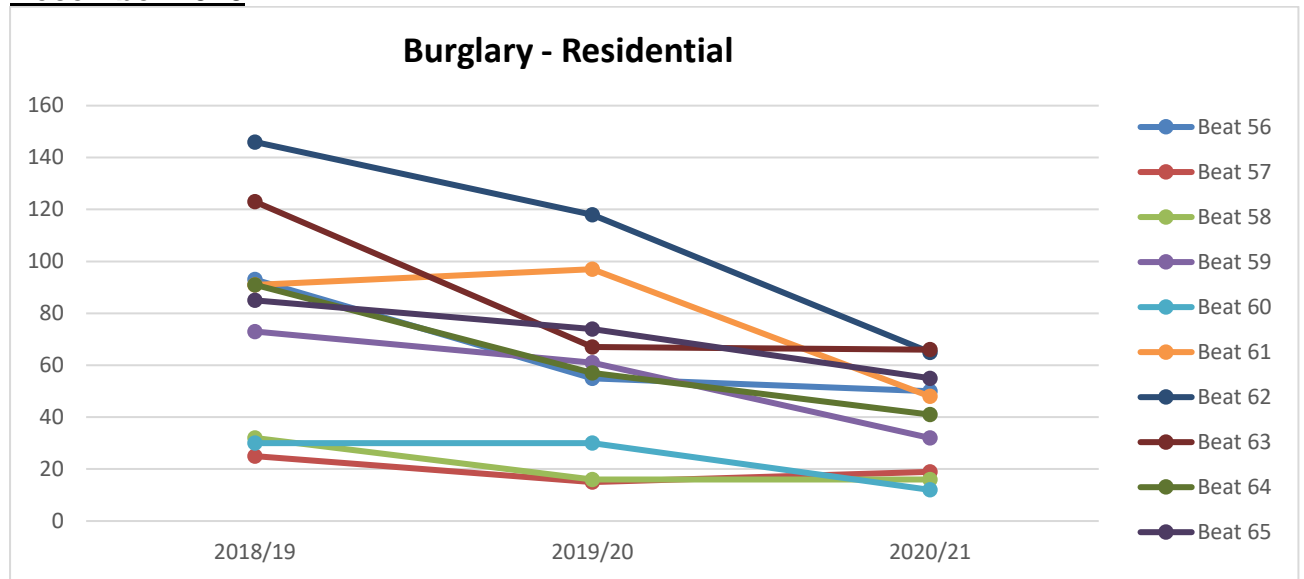
Beat	2018/19	2019/20	2020/21	Performance to date
Beat 56	639	521	545	+4.6%
Beat 57	336	307	425	+38.4%
Beat 58	268	301	228	-24.3%
Beat 59	867	798	835	+4.6%
Beat 60	475	480	420	-12.5%
Beat 61	1338	1405	1390	-1%
Beat 62	2343	2023	1629	-19.5%
Beat 63	698	701	693	-1.1%
Beat 64	1134	1007	1004	-0.3%
Beat 65	1442	1417	1450	+2.3%

**Note:** \*Appendix B outlines which areas each of the Police Beats cover

Analysis of **Figure 3/Table 2** demonstrates that **Beat 62**, which includes Loughborough Town Centre, Ashby Road Estate and Storer Road Area and **Beat 65**, which includes Bell Foundry, Warwick Way, and Tuckers Road Area, have the highest volume of crime across most crime categories within the Borough of Charnwood. Data analysis shows that these two beats have always delivered the highest reported crime figures for several years, hence the CSP's rationale to create multi-agency location-based subgroups in 2016.

A more detailed analysis of each of the crime categories is as follows:

**Figure 4 Charnwood Burglary – Residential per Police Beat: 1st April 2018 to 5<sup>th</sup> December 2020**



\*Appendix B outlines which areas the Beats cover

Analysis of the Burglary Residential crime data, **Figure 4**, shows that in this performance year 2020/21 we have seen a reduction of -32% in respect of Burglary Residential and which has placed us 14/15 in the Most Similar Family Group.

Of note is the data relating to **Beat 62**, where we have seen a reduction of -45% (53 less crimes) in this crime domain. This Police beat has historically suffered in terms of Burglary Residential due to the high population of student residents within this locality but also some of the reductions could be due to the recent Covid restrictions which has meant that people have been in their homes and Students have been away from Loughborough or they were staying in their accommodation. Once more this crime reduction endorses the effectiveness of the CSP’s response to student crime delivered through Operation Lexical. This is a multi- agency Operation aimed at the following themes:

- Enforcement
- Prevention
- Intelligence
- Confidence

The Operation utilises crime pattern analysis to target key dates within the academic year and the multi-agency team delegate key roles to address identified threats. There is an increase in patrol activity and crime prevention initiatives during key times:

- Fresher’s’ Week (September/October),
- Darker nights: once the clocks go back in October,
- Students return from their Christmas vacation (January) and
- during the exam period (May/June).

Whilst Loughborough Town Centre and specifically Storer Road Area and Ashby Road Area (**Beat 62**) has seen a reduction in 2020/21, **Beat 63**, which includes: Nanpantan,

The Outwoods and Shelthorpe, has the highest burglary rates within Charnwood. Current performance on this Beat has remained stable, with a reduction of one burglary in 2020/21 compared to 2019/20.

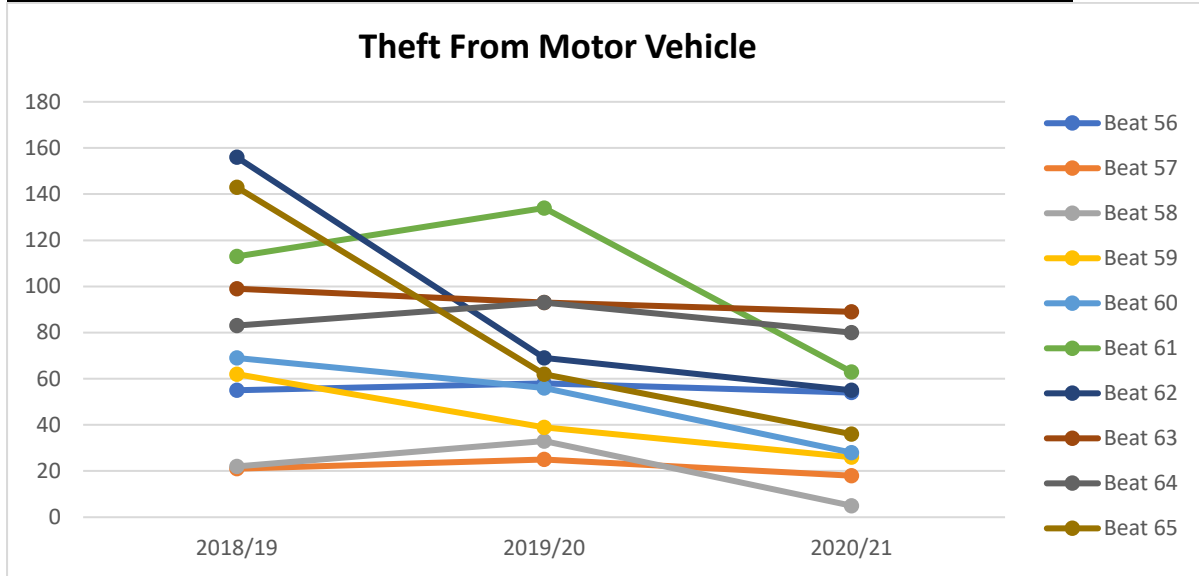
**Beat 65**, which includes The Bell Foundry, Warwick Way, and Tuckers Road Area has seen a -26% reduction in Burglary Residential during Q1 – Q3 (2020/21) which equates to 19 less crimes.

The People Zone, previously the Loughborough East Delivery Group (LEDG), is a key CSP Delivery Group that sits within Beat 65. This multi-agency group delivers its business under two strands: 'People' and 'Place.' Running across both groups is an integrated Neighbourhood Management Plan tackling the behavioural issues of persistent offenders and the chronic impact they have on the location.

Following the successful joint bid, the CSP and the OPCC secured Home Office funding to the sum of £549,999, thereby allowing a Safer Streets project to be delivered within Loughborough East. The locality chosen for this project was the Warwick Way and Dishley Estates which have often been identified as a repeat locations of crime, particularly Burglary Residential. The delivery structure implemented by the CSP for this initiative mirrors the People Zone, with two groups focused on 'People' and 'Place'.

The Home Office funding for this initiative has allowed extensive target hardening to take place in many residential properties and the installation of enhanced CCTV/ANPR cameras within the locality. The project commenced on 1<sup>st</sup> September 2020 and will cease on 31<sup>st</sup> March 2021. It is recommended that the CSP reviews the current People Zone(s) on Beat 65 and in order to maintain a sustained multi agency partnership approach, considers the creation of one meeting structure incorporating both People Zones under the banner of a reinstated Loughborough East Delivery Group (LEDG). It is proposed that operating model of the LEDG, would still centre on two themed groups of 'People' and 'Place', thereby maximising participation of key stakeholders. It is believed this approach will allow both a holistic approach for partners service delivery and enhance the opportunity to increase the social impact of the joint work. Also, at a time of increased demand upon the Partnership's resources, it would allow for a lean process and reduce duplicative meetings.

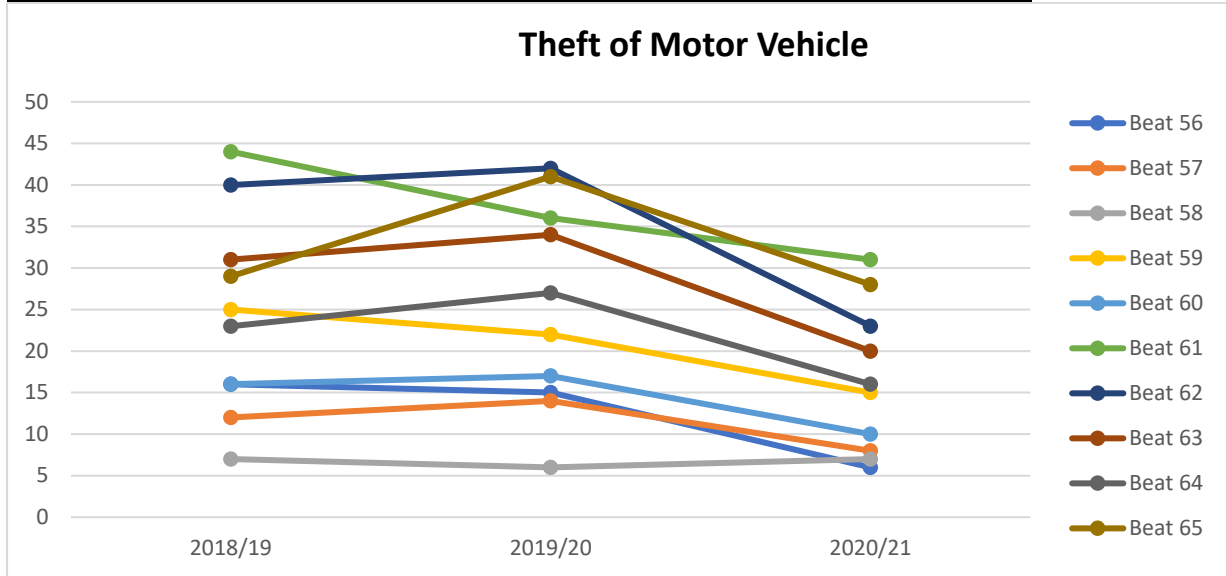
**Figure 5 Theft from Motor Vehicles 1<sup>st</sup> April 2018 to 5<sup>th</sup> December 2020**



Between 1<sup>st</sup> April and 5<sup>th</sup> December 2020, the Partnership has had a decrease of -31% in 'Theft from Motor Vehicles', which equates to 208 less crimes. In order to achieve this reduction, the Partnership has conducted various Social Media campaigns around 'Car Less Key Wallets' and the utilisation of visual displays at a local petrol station, under the banner of: 'Lock it or Lose it'. This approach was enhanced by using the Partnership twitter account and encouraging residents to sign up to Neighbourhood Link and Charnwood Watch.

Analysis in **Figure 5** shows that all Beats have seen a reduction in 'Theft from Motor Vehicle' and the CSP is placed 12/15 in the Most Similar Family Group. The greatest reductions in this crime domain have occurred in two locations: **Beat 61**(which includes, Syston, Thurmaston, East Goscote and Reasby) and **Beat 65** (which includes Bell Foundry, Warwick Way, and Tuckers Road Area

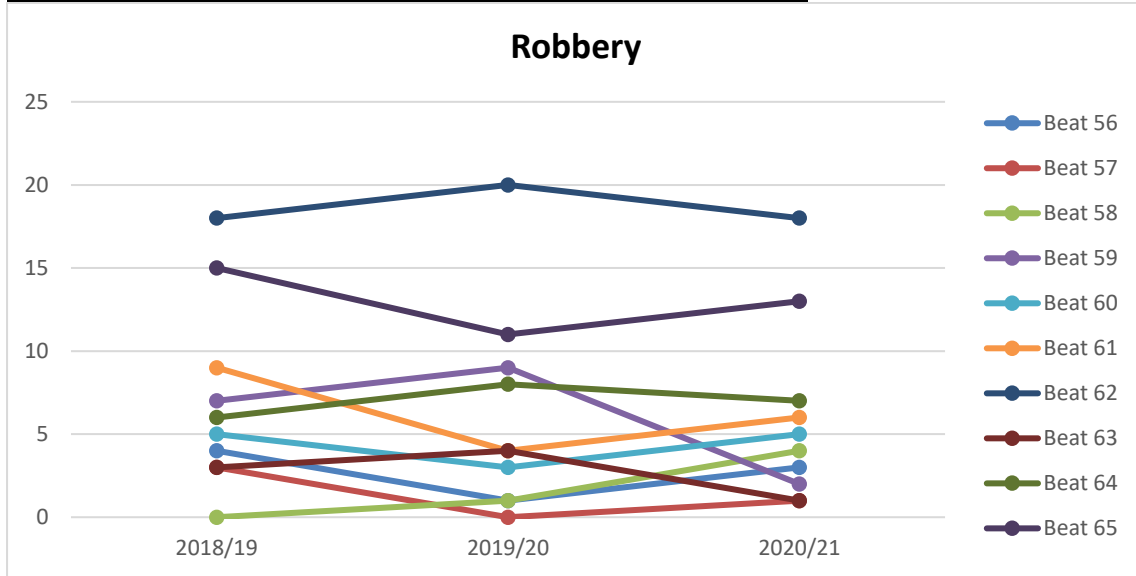
**Figure 6 Theft of Motor Vehicles 1<sup>st</sup> April 2018 to 5<sup>th</sup> December 2020**



Between 1<sup>st</sup> April and 5<sup>th</sup> December 2020, the Partnership has seen a decrease of -35% in the crime domain 'Theft of Motor Vehicles' and is placed 10/15 in the Most Similar Family Group.

Analysis in **Figure 6** shows that **Beat 65**, which includes Bell Foundry, Warwick Way, and Tuckers Road Area, **Beat 62**, which includes Loughborough Town Centre, Ashby Road Estate and Storer Road Area and **Beat 63**, which includes Nanpantan, The Outwoods and Shelthorpe has seen the greatest decreases in Theft of a Motor Vehicle. **Beat 58**, which is the Anstey Beat, has seen a small increase of one extra Theft of Motor Vehicle.

**Figure 7 Robbery 1<sup>st</sup> April 2018 to 5<sup>th</sup> December 2020**



The current CSP performance for Robbery has seen a decrease of -2% which equates to a decrease of 1 crime. And places the Partnership at 4/15 in the Most Similar Family Group. Analysis in **Figure 7** shows that **Beat 62**, which includes Loughborough Town Centre, Ashby Road Estate and Storer Road Area, and **Beat 65**, which includes Bell Foundry, Warwick Way, and Tuckers Road Area, still suffer the highest number of robberies:

- **Beat 62** has seen a decrease of -10% which is 2 less Crimes
- **Beat 65** has seen an increase of +18.2 % which is an increase of 2 Crimes

For context, whilst the Partnership strives to create an environment whereby there are no offences of robbery, it is noted that the number of offences in Charnwood remain low with 60 offences committed during the review period.

### Violent Crime

**Table 2: Reported Violent Crime Offences 1<sup>st</sup> April 2020 – 5<sup>th</sup> December 2020, compare to 2019**

Crime Type	Performance to Date	Violent Crime as at 5 <sup>th</sup> Dec 2019	Violent Crime as at 5 <sup>th</sup> Dec 2020
Violence with Injury	+51%	694	1048

Below are the offence categories for violence with injury.

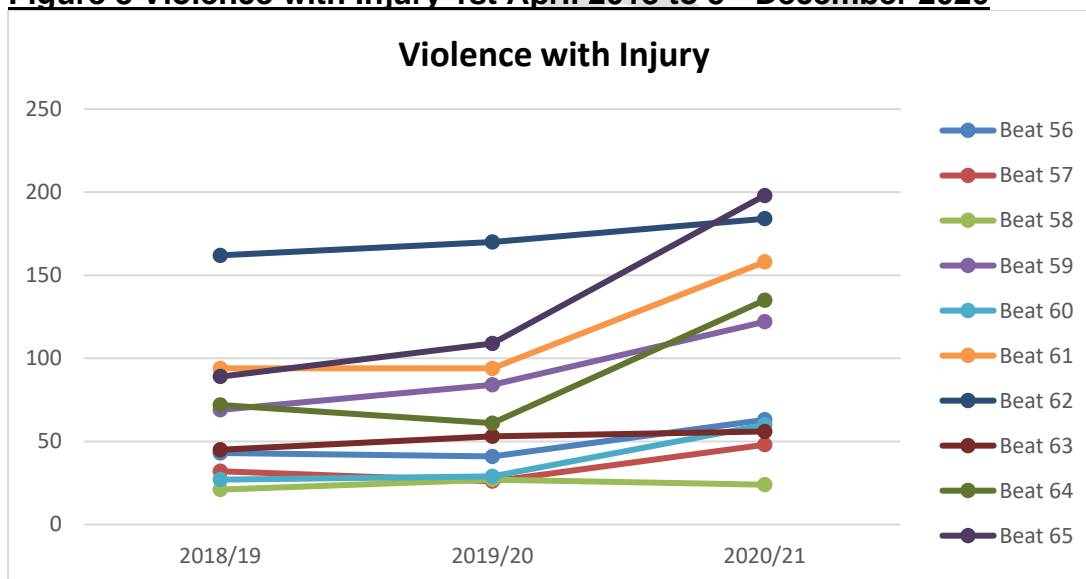
- Assault with injury
- Assault with injury on a constable
- Assault with intent to cause serious harm
- Attempted murder
- Causing death by aggravated vehicle taking



- Causing death by careless driving under influence of drink or drugs
- Causing death by careless or inconsiderate driving
- Causing death or serious injury by driving: unlicensed drivers etc.
- Causing or allowing death of child or vulnerable person
- Endangering life
- Racially or religiously aggravated assault with injury
- Intentional destruction of a viable unborn child
- Causing death by dangerous driving
- Causing death by driving: unlicensed driver

The Partnership has seen an increase of +51% in recorded 'Violence against the person with Injury' offences. The Violence Reduction Network (VRN) has completed its Strategic Needs Analysis in which it has identified Charnwood as being one of the key locations in terms of Serious Violence. They have reported that Charnwood has the highest volume of serious violent offences within the County, with 14.4% of all offences occurring in the Borough. It was also observed that 11.8% of all knife-enabled serious violence across LLR in 2019/20 occurred in Charnwood

**Figure 8 Violence with Injury 1st April 2018 to 5<sup>th</sup> December 2020**



**Figure 8** offers more in-depth analysis of Violent Crime committed within Charnwood. It is noted that **Beat 62**, Loughborough Central has been highlighted as having the highest rate for 'Violence against the person with Injury' and **Beat 65**, Bell Foundry, Warwick Way, and Tuckers Road Area is ranked as having the second highest levels of Violence against the person with Injury crimes.

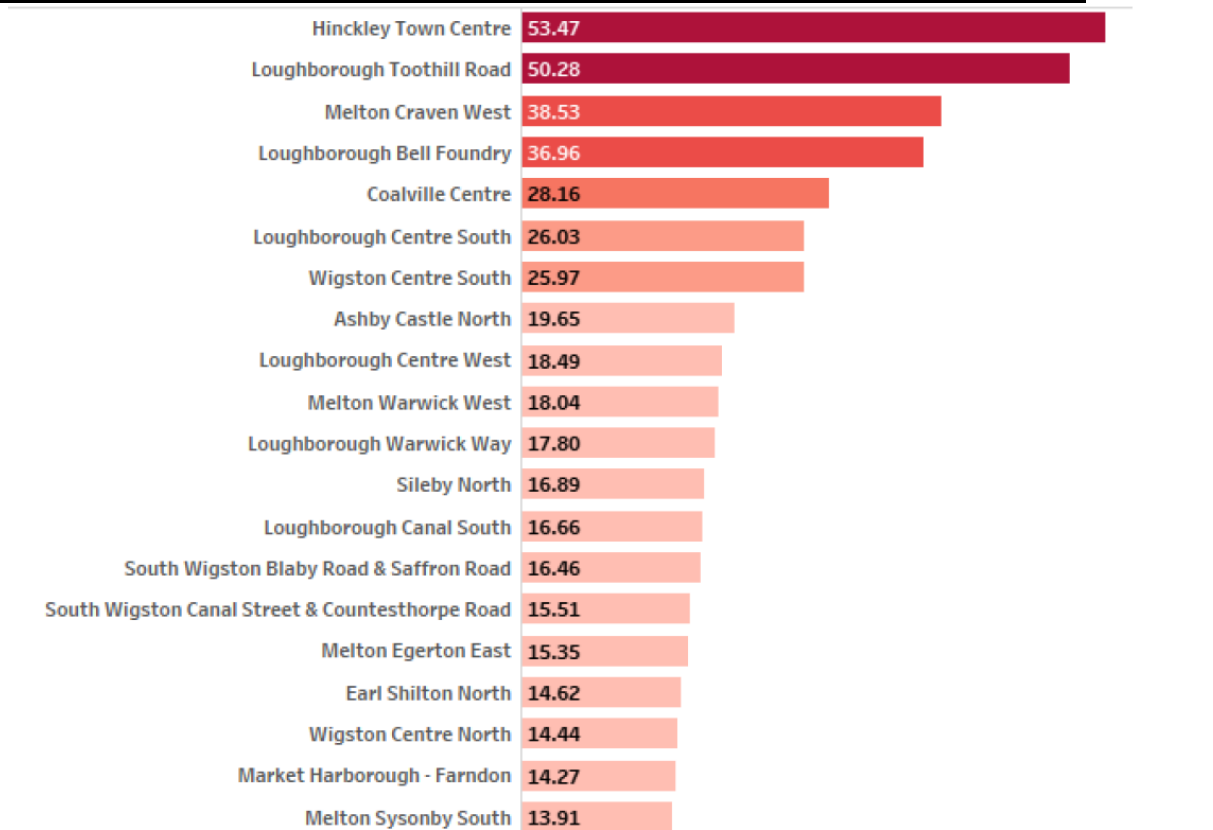
- **Beat 65** has seen an increase of +82%, which is 89 more crimes
- **Beat 62** has seen an increase of +8%, which is 14 more crimes

The hotspot areas for the **Beat 62**, are normally the Market Place, Baxtergate and Biggin Street and within these areas there are licensed premises and late-night takeaways. However, due to the recent Covid restrictions, these locations are not

flagging as areas for concern in terms of violent offences given the Night-time Economy has been closed throughout extensive periods of this PSA review but the Partnership has plans in place to tackle disorder when the Night-time Economy reopens.

The chart below shows the 20 Highest areas by Lower Super Output Area (LSOA) in Leicestershire for Violence with Injury Offences for the rolling 12-month period July 2019 to June 2020. The chart show that Charnwood has 7 of 20 Highest areas for Violence with Injury Offences.

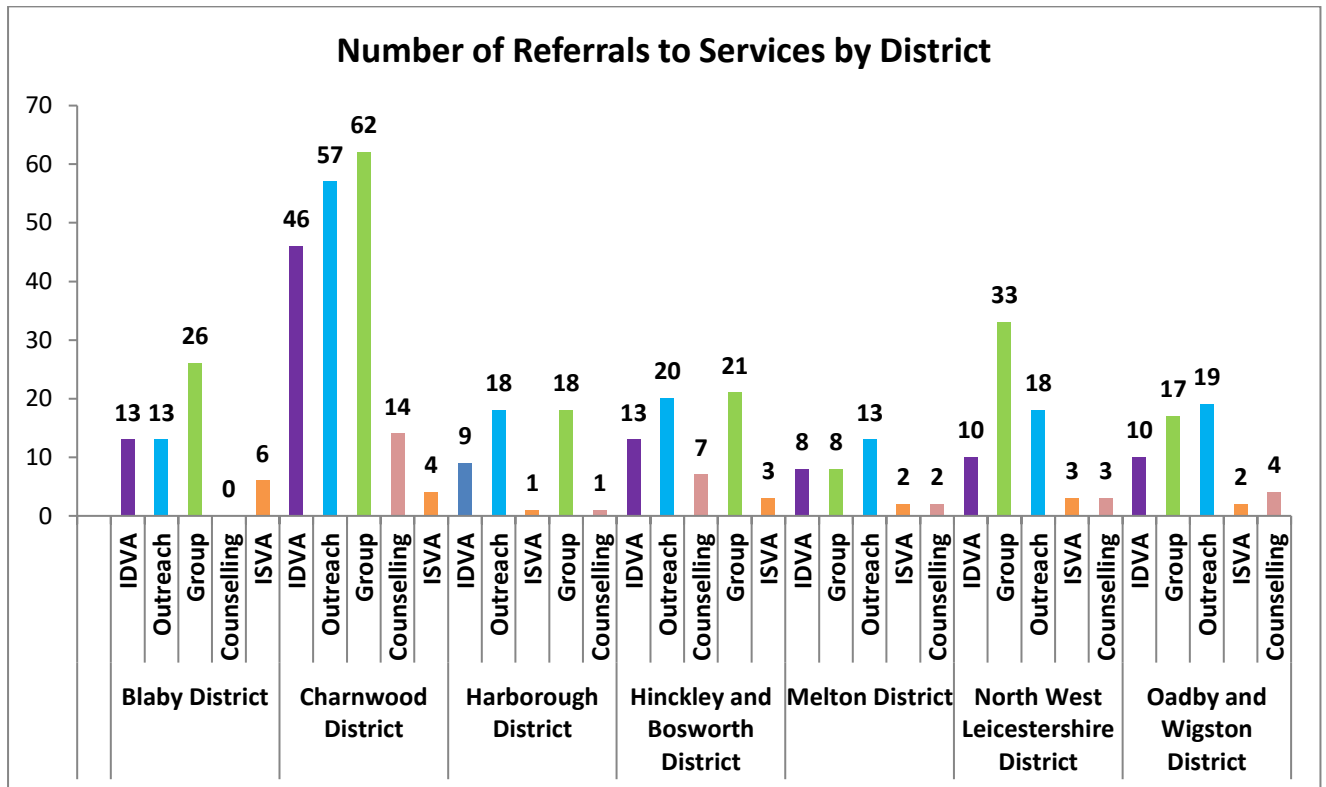
**Figure 9: 20 Highest Areas by LSOA\* in Leicestershire for Violence with Injury Offences for the Rolling 12 month period July 2019 – June 2020**



### Domestic Abuse

Historically Domestic Abuse has been an under-reported crime and organisations have found it difficult to measure the true extent of domestic abuse within Charnwood. An increase of both Domestic Abuse and Hate Crime is seen as a positive indicator of a community's confidence in the statutory services, which is in keeping with the CSP's vision. By encouraging victims to report incidents, the Partnership will be in an informed position and be more effective in supporting victims and developing further services. The chart below shows the number of referrals to services by District, this show that Charnwood has seen the most referrals for Quarter 3.

**Figure 10: Number of Referrals to Services by District for Quarter 3 2020/21**



As mentioned earlier in this report, the Serious Violence Bill 2019, will add a further statutory duty to the CSP's terms of reference, namely: to work in partnership with the aim of reducing serious violence.

For context is important that the definition of Serious Violence, as created by the LLR Violence Reducing Network is explained:

**“Public place violence resulting in significant physical injury with or without weapons”**

The definition excludes domestic incidents and serious violence offences committed in a dwelling. Furthermore, the VRN's initial primary focus in terms of serious violence is aimed at reducing that serious violence committed by or against a person under 25 years of age.

The current VRN data (2019/20) relating to Charnwood and disclosed to the CSP is listed as a summary below:

**Occurrences:**

- Public place serious violence committed by all ages in Charnwood has increased by 5.2% compared to the previous financial year and those committed by under 25's has decreased by 7.7%

- Assault with injury is the most frequent crime type observed for both cohorts
- Alcohol-related serious violence has increased for both cohorts compared to the previous year
- Charnwood has the highest recorded volume of serious violence within the County, that being recorded at: 14.4% with 11.8% of those offences being committed with a knife

**Person Demographics:**

- For all ages and U25's, males aged 15-19 are most at risk of being a victim of serious violence and males aged 15-19 are most likely to commit a serious violence offence in Charnwood

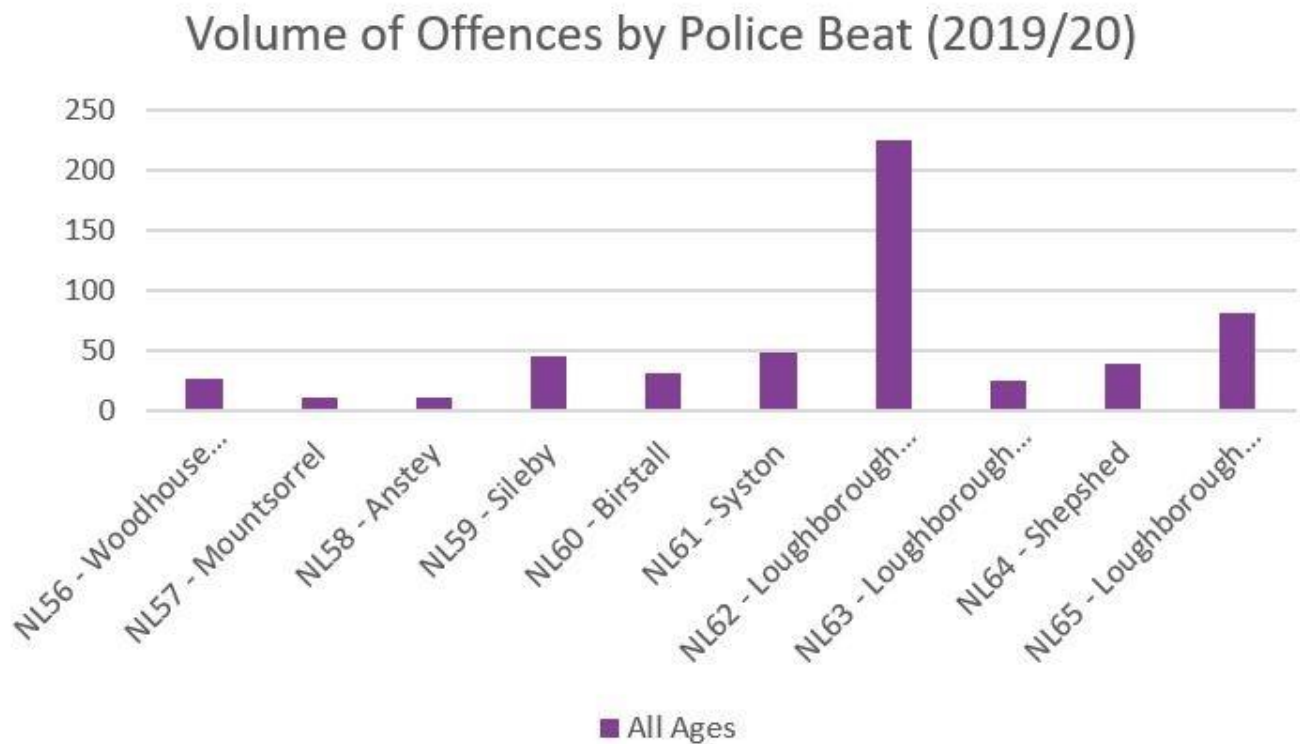
**Timings:**

- Day of week: Sunday is the peak for all ages and U25's
- Hour of day: a peak of 6pm for all ages and 3pm for U25's

**Location:**

- Public/open place is the non-dwelling premises type with the most occurrences for both cohorts
- NL62 – Loughborough Town is the Police beat with the highest volume of offences, making up 41.0% of all serious violence in Charnwood for all ages and 48.1% for U25's

**Figure 11: Volume of offences in Charnwood by Police beat, all ages (Apr 19 – Mar 20) (Source: Leicestershire Police)**



**Figure 11** above shows the volume of public place serious violence offences by Police Beat in Charnwood from 1<sup>st</sup> April 2019 – 31<sup>st</sup> March 2020. For both ages and U25's the beat with the highest volume of offences is **Beat 62** – Loughborough Town making up 41.0% and 48.1% respectively of all serious violence in Charnwood. Beat 65 is the second highest location for this crime domain.

In terms of Violent Crime, the PSA recommends that in the first instance, the CSP will be working with the VRN to develop a plan based on their definition along with other locality driven serious violence

Finally, the CSP has undertaken further analysis into the Primary Aggravating Factors listed as contributing to the commission of criminal offences within Charnwood. That piece of work has placed the following factors as a primary drivers in the causation of crime:

1. Vulnerability
2. Domestic Abuse
3. Substance Misuse
4. Mental Health

These Primary Aggravating Factors in their own right, clearly illustrate the modern-day challenge and shift of focus for the CSP. The world of community safety has shifted significantly in recent years and has become more complex in its outlook. The trilogy of risk, which is listed as Domestic Abuse/Violence, Substance Misuse and Mental Health are key features of crime committed in Charnwood. This trilogy increases significantly the risk posed within a given case and demands effective risk

management and mitigation. It is clear that the CSP has an increasing demand placed upon its resources, in terms of the early identification of these Primary Aggravating Factors and positive action required to address the risk/threat posed.

These Primary Aggravating Factors now supports the CSP’s decision, taken following previous PSA (2017/18) recommendations, to implement both multiagency groups in the guise of the:

- Youth JAG
- Adults At Risk JAG

**Other Acquisitive Crime (OAQ)**

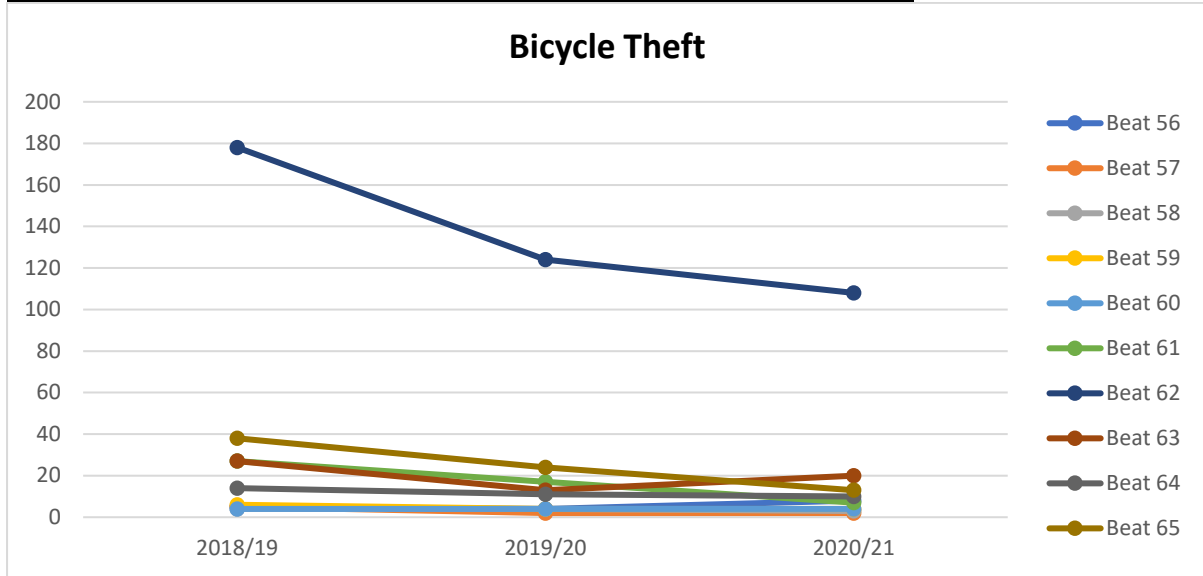
Other Acquisitive Crime (OAQ) offences are made up of two main categories: non-domestic burglary and theft. Shoplifting, Theft of Cycle, Theft from The Person and other theft, are included in the “Theft category”.

During the performance year 2020/21 (1<sup>st</sup> April 2020 to 5<sup>th</sup> December 2020) the Partnership has seen a decrease of -14% in Cycle Theft and a decrease in Shoplifting of -26% (**Table 3** below). This performance has been driven, on the whole, but note exclusively by the Loughborough Central Delivery Group (LCDG).

**Table 3 2020/2021 OAQ Performance (as measured by Charnwood Community Safety Partnership)**

Crime Type	Performance to Date	OAQ Crime as at 5 <sup>th</sup> Dec 2019	OAQ Crime as at 5 <sup>th</sup> Dec 2020
Bicycle Theft	-14%	207	179
Shoplifting	-26%	574	425

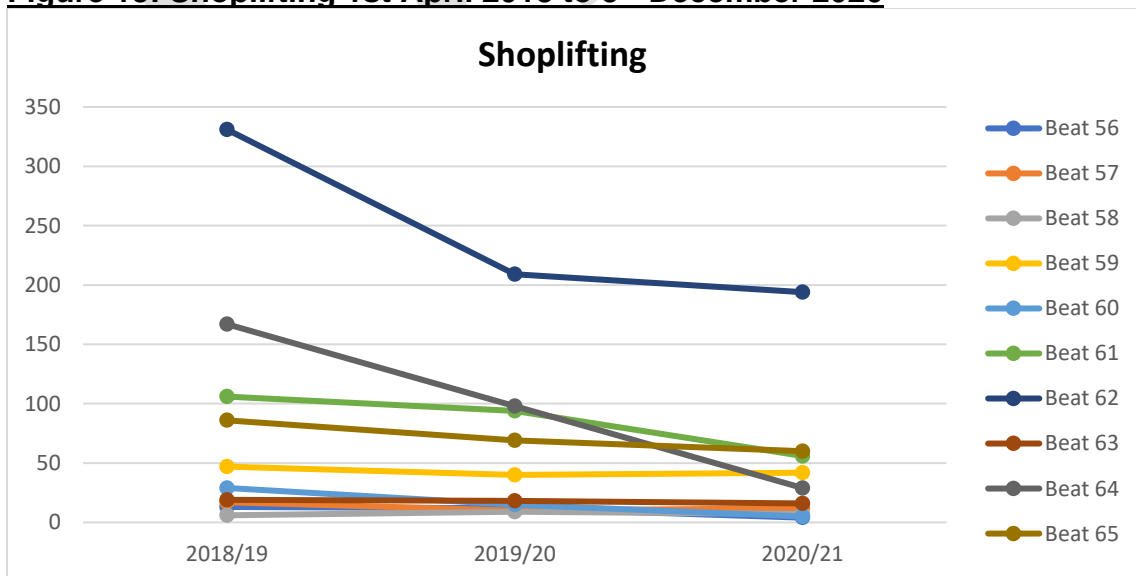
**Figure 12 Bicycle Theft 1st April 2018 to 5<sup>th</sup> December 2020**



Analysis in **Figure 12** shows that **Beat 62**, which includes Loughborough Town Centre, Ashby Road Estate and Storer Road Area, has the highest rate of 'Bicycle Theft' compared to all the other Police Beats. It is pleasing to note that there has been a reduction of -13%, which is 16 less crimes in this location. The Partnership believes this reduction is due to the following:

- Encouraging the registration of Bicycles with Loughborough University
- Campaigns to exchange wire locks for a D Lock and marking of bicycle
- Stickers on the Bike Racks to remind user how to lock their bicycle
- Social Media Campaign with Loughborough University and Students Union
- Effective multiagency focus delivered through the LCDG

**Figure 13: Shoplifting 1st April 2018 to 5<sup>th</sup> December 2020**



**Figure 13** shows that **Beat 62** Loughborough Town Centre, Ashby Road Estate and Storer Road Area, has seen a reduction in Shoplifting of -7%, which equates to 15 less crimes. The Loughborough Central Delivery Group (LCDG) continue to target the top three shoplifters identified by the group on a monthly basis. This targeted approach is a significant contributing factor also due to Covid restrictions and most shops have been closed has led to this reduction.

### CSP Drug Strategy

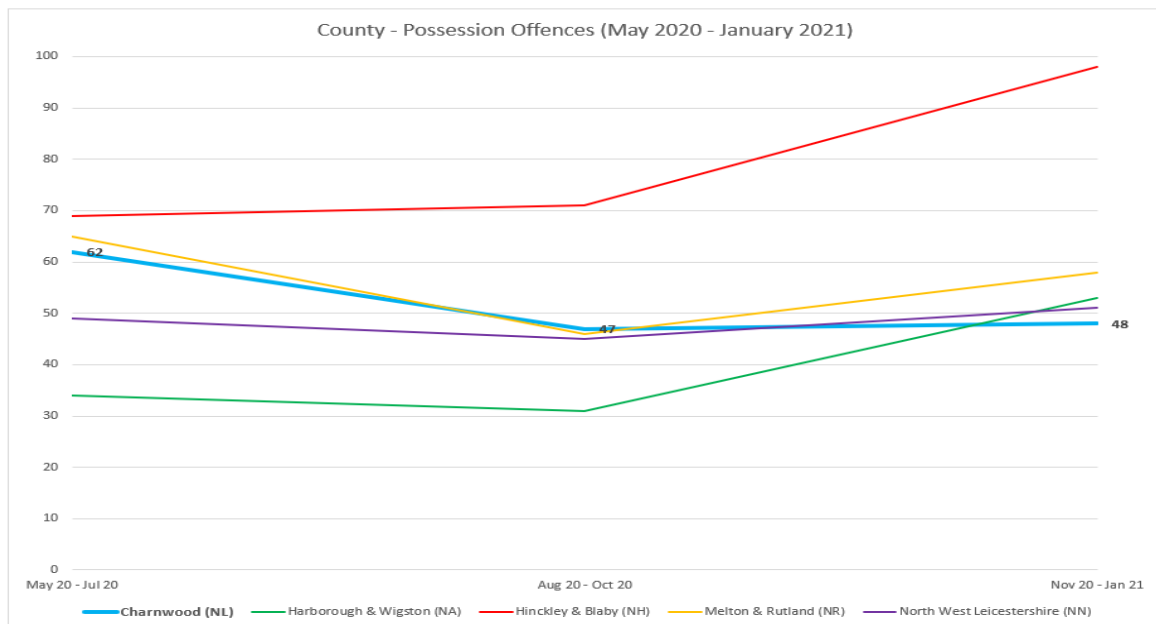
The Partnership created and implemented its own Charnwood CSP Drug Strategy in July 2019. The Partnership identified three crucial strategic themes central to addressing the problem of substance misuse within Charnwood:

- **Theme 1: Prevention & Early Intervention**
- **Theme 2: Building Recovery**
- **Theme 3: Safer & Stronger Communities**

In keeping with the CSP’s Drug Strategy, analysis has been undertaken, through consultation with Leicestershire Police to assess the impact of substance misuse within the current performance year 2020/21.

As already stated in this PSA, substance misuse has been identified as one of the top four primary aggravating factors for the causation of the crime within the Borough.

**Figure 14: Recorded Possession Offences (County - May 2020 – January 2021)**

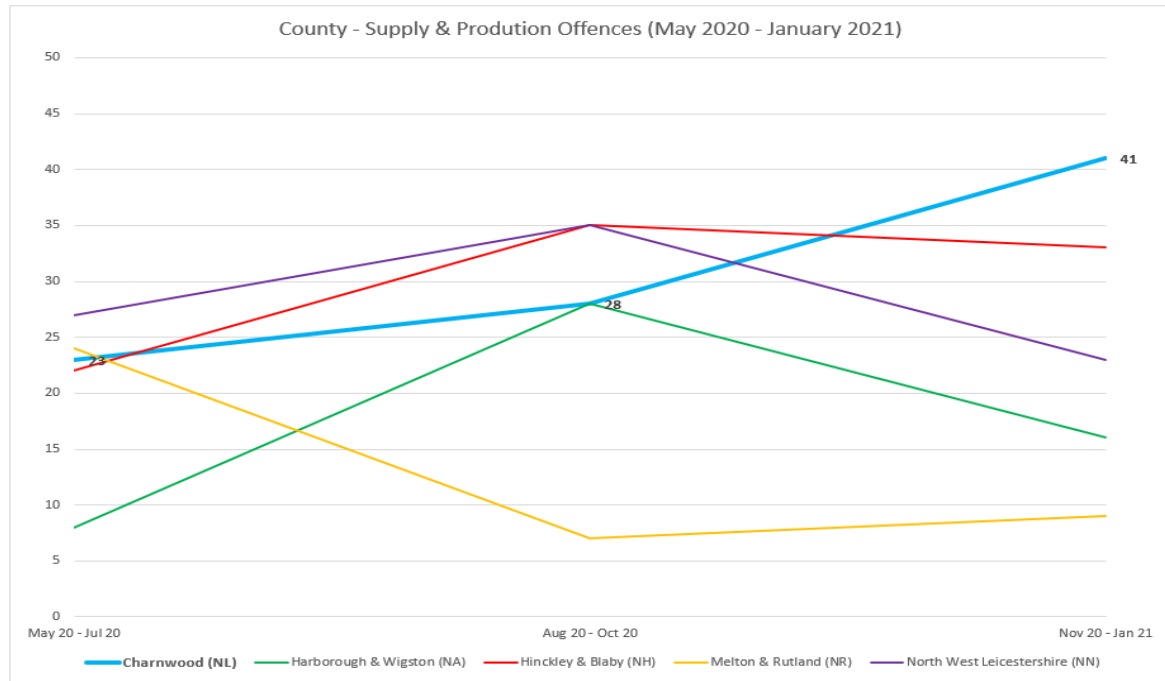


The above data shows a slow decrease in possession of controlled drug offences in Charnwood from May 2020 to January 2021. The underlying cause of this reduction



is currently not known. However, as a foot note, there can often be a delay from time of arrest to conviction for drug offences, due to many factors, not least the requirement to have positive analysis of the substance.

**Figure 15: Recorded Supply & Production Offences (County - May 2020 – January 2021)**



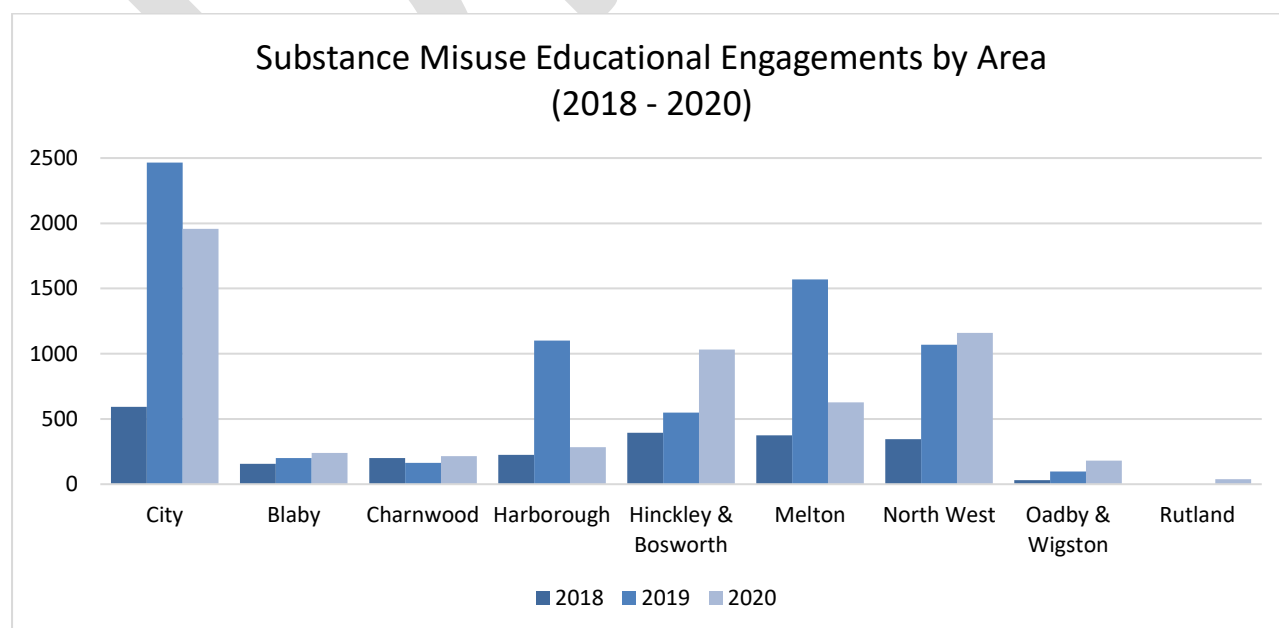
**Figure 15 above**, illustrates that there has been an increase within Charnwood in terms of convictions for supply of controlled substances offences. Analysis shows that this has largely been because of increased positive action by the Police within Charnwood executing a significant number of drugs warrants within the Borough.

It is recommended that the Partnership continues to embed the CSP Drug Strategy, particularly with early intervention inputs within Charnwood schools. The need for this enhanced piece of work is corroborated by data contained in both **Table 4** and **Figure 16**, below, which illustrates low levels of school engagement.

**Table 4. Substance Misuse Educational Engagement – by Area (2018 vs 2019v2020)**

Area	Engagements		Engagements			Engagements		
	2018		2019			2020		
	(+ Change from previous year)		(+ Change from previous year)			(+ Change from previous year)		
City	593	N/A	2465	↑	316%	1957	↓	21%
Blaby	157	N/A	201	↑	28%	240	↑	19%
Charnwood	200	N/A	163	↓	19%	215	↑	32%
Harborough	225	N/A	902	↑	301%	283	↓	69%
Hinckley & Bosworth	395	N/A	549	↑	39%	1032	↑	88%
Melton	375	N/A	1569	↑	318%	628	↓	60%
North West	344	N/A	1070	↑	211%	1160	↑	8%
Oadby & Wigston	30	N/A	97	↑	223%	181	↑	87%
Rutland	0	N/A	0		0%	38	↑	N/A
<b>Total</b>	<b>2319</b>	<b>N/A</b>	<b>7016</b>	<b>↑</b>	<b>203%</b>	<b>5734</b>	<b>↓</b>	<b>18%</b>

**Figure 16: Substance Misuse Educational Engagement – by Area**



## **Anti-Social Behaviour (ASB)**

The following information has been obtained from the Sentinel System. For Charnwood, this provides the most complete data set and contains details of complaints made to the Police and Borough Council:

- Since the 1<sup>st</sup> April 2020 to 5<sup>th</sup> December 2020, 4410 complaints of ASB were logged on Sentinel
- Leicestershire Police have logged 1408 complaints
- Charnwood Borough Council have logged 3002 complaints

<b>Incidents Year to Date</b>		
<b>2019/20</b>	<b>2020/21</b>	<b>%</b>
3329	4410	+32.5%

The anti-social behaviours, most commonly complained of, in order of frequency which have been impacted by Covid are:

- **Environmental damage**
- **Nuisance behaviour**
- **Neighbour Disputes**
- **Verbal abuse**
- **Loud music**
- **Disregard for community/personal well-being**

## **Community Trigger**

The Community Trigger under *section 104 of the 'ASB, Crime & Policing Act 2014'*, places a statutory duty upon the CSP to review a victim's ASB complaint if the local threshold is met. In Charnwood that threshold is set at:

- an individual has complained to the Council, Police or a Registered Housing Provider about three separate incidents of ASB in the last six months.
- If three individuals in the local community have complained separately to the Council, Police or Registered Housing Provider in the last six months about the same incident of anti-social behaviour in the locality.
- If an individual has been a victim of a single hate crime or incident in the last six months.

During the performance year 2020/21 the CSP has received 3 Community Triggers, all of which have reached the threshold standard for formal review.

There appear to be repeating patterns from the Community Triggers particularly in respect of:

- The identification of repeat victims/repeat perpetrators/repeat locations
- Effective risk management
- Compliance to LLR policy, particularly in terms of Hate Incident

This PSA recommends that all partners joined to the Charnwood CSP adopts the following definition of a repeat victim:

*“A person is a repeat victim if, within the last six months - They (as an individual) have complained to the Council, Police or a Registered Housing Provider (social landlord) about three separate incidents of ASB within the Charnwood area.”*

The PSA further recommends that the CSP looks at a definition of repeat location, focusing on the persistent nature of the ASB and its impact upon the harm index of both the individual and the community.

### **Leicestershire Hate Incident Monitoring Project**

The Leicestershire Hate Incident Monitoring Project provides a multi-agency approach across the county. Improving the quality of life in local communities is a key priority for all agencies working together. Reducing levels of hate incidents plays an important part in achieving this and in making Leicestershire including its rural areas a safer place in which to live, work and visit.

The Project continues to work in a joined-up way with its partners via the Multi-Agency Hate Incident Reduction Strategy 2017/2020. The strategy sets out the HIMP's priorities and approach in tackling hate incidents across the county. Due to the nature of hate incidents, no one agency alone can deal with them and therefore partnership working is central. This area of work also links to all the Community Safety Partnerships within the county and the Stronger Communities agenda.

### **Hate Crime & Incidents Reported to the Police and HIMP.**

From 1st April 2020 to the 31<sup>st</sup> December 2020 there were 271 hate crimes, which represents an increase of 98 (+57%) more offences recorded, these include racial, religious, homophobic, transphobic, age, disability and gender incidents. The Community Safety Partnership reviews all Hates Incidents, which are recorded on Sentinel, at the Joint Action Group along with all High Risk ASB Cases.

### **Conclusion:**

The current CSP strategic themes for 2020/21 are still relevant and should continue to form the basis for the 2020/23 Community Safety Partnership Plan. These are as follows:

- **Theme 1: Making Communities Safer**
- **Theme 2: Protecting Vulnerable People**
- **Theme 3: Improving Community Confidence, Engagement and Cohesion**

However, it is recommended that the strategic objectives sitting beneath the themes, are reviewed, to ensure that the primary aggravating factors contributing to the commission of both crime and disorder within Charnwood have clear focus. Those factors are listed as:

- Vulnerability
- Domestic Abuse
- Substance Misuse
- Mental Health

The 2020/21 PSA also recommends that these key areas of business are reviewed at a strategic level to ensure that our risk mitigation processes are both consistent and effective throughout the Partnership's delivery structures.

Moreover, as evidenced through the violent crime data within this PSA, it will be important for the CSP to build upon existing structures and to work in partnership with the Violence Reduction Network (VRN) to develop a local Violent Crime Action Plan . This again needs to be reflected in the strategic objectives within the reviewed CSP Plan.

In summary and in keeping with the analysis undertaken, this 2020/21 PSA makes the following recommendations:

- **Recommendation 1:** That the CSP continues to build upon existing structures that exist with the Violence Reduction Network and that the strategic priorities contained within the Community Safety Plan are reviewed to ensure they reflect the requirement to reduce violent offences.
- **Recommendation 2:** That the CSP looks at a definition of repeat location, focusing on the persistent nature of the ASB and its impact upon the harm index of both the individual and the community.
- **Recommendation 3:** That all partners joined to the Charnwood CSP adopts the following definition of a repeat victim:  
*“A person is a repeat victim if, within the last six months - They (as an individual) have complained to the Council, Police or a Registered Housing Provider (social landlord) about three separate incidents of ASB within the Charnwood area.”*
- **Recommendation 4:** That the CSP needs to undertake a review of violent offences and implement an action plan aimed at reducing the prevalence of this crime domain
- **Recommendation 5:** That the CSP continues to develop the current partnership structure to ensure the current crime reductions continue
- **Recommendation 6:** That the CSP reviews the current People Zone(s) on Beat 65 and in order to maintain a sustained multi agency partnership approach, considers the creation of one meeting structure incorporating both People Zones under the banner of the Loughborough East Delivery Group (LEDG). It is proposed that the LEDG will still adopt the theme groups of 'People' and 'Place' thereby allowing for maximum participation from key stakeholders.

- **Recommendation 7:** To consider ways to support/enhance the knowledge/skill of all partners involved in terms of effective risk management/mitigation particular in respect of repeat victims, perpetrators and repeat chronic locations.

Draft

## Appendix A

### The SARA Model

A commonly used problem-solving method is the SARA model (Scanning, Analysis, Response and Assessment). The SARA model contains the following elements:

#### Scanning:

- Identifying recurring problems of concern to the public and the police.
- Identifying the consequences of the problem for the community and the police.
- Prioritizing those problems.
- Developing broad goals.
- Confirming that the problems exist.
- Determining how frequently the problem occurs and how long it has been taking place.
- Selecting problems for closer examination.

#### Analysis:

- Identifying and understanding the events and conditions that precede and accompany the problem.
- Identifying relevant data to be collected.
- Researching what is known about the problem type.
- Taking inventory of how the problem is currently addressed and the strengths and limitations of the current response.
- Narrowing the scope of the problem as specifically as possible.
- Identifying a variety of resources that may be of assistance in developing a deeper understanding of the problem.
- Developing a working hypothesis about why the problem is occurring.

#### Response:

- Brainstorming for new interventions.
- Searching for what other communities with similar problems have done.
- Choosing among the alternative interventions.
- Outlining a response plan and identifying responsible parties.
- Stating the specific objectives for the response plan.
- Carrying out the planned activities.

#### Assessment:

- Determining whether the plan was implemented (a process evaluation).
- Collecting pre- and post-response qualitative and quantitative data.
- Determining whether broad goals and specific objectives were attained.
- Identifying any new strategies needed to augment the original plan.
- Conducting ongoing assessment to ensure continued effectiveness.

**Appendix B - Beat Details**

<b>Beat 56</b> Covers, Woodhouse Eves Newtown Linford, Cropston, , Rothley and Quorn
<b>Beat 57</b> Mountsorrel
<b>Beat 58</b> Anstey
<b>Beat 59</b> Covers Wymeswold, Hoton, Burton on Wolds, Barrow Upon Soar, Sileby, and Seagrave
<b>Beat 60</b> Covers Birstall and Wanlip
<b>Beat 61</b> Covers, Queniborough, Syston, Thurmaston, Barkby, Beeby and South Croxton
<b>Beat 62</b> Covers Ashby Road Estate, Loughborough University, Storer Road Area, Loughborough Town Centre and Loughborough College
<b>Beat 63</b> Covers Nanpantan, The Outwoods and Shelthorpe
<b>Beat 64</b> Covers Hathern, Shepshed and the Dishley Road Estate
<b>Beat 65</b> Covers Bell Foundry Estate, Warwick Way estate, Parts of Alan Moss Road, Meadow Lane, Sparrow Hill, Pinfold Gate, Leicester Road





# **Charnwood Community Safety Partnership Plan 2020/2023**

## **Reviewed 2020/21**

## Contents

<b>BACKGROUND.....</b>	<b>3</b>
<b>ADDITIONAL COMMUNITY SAFETY PARTNERSHIP RESPONSIBILITIES.....</b>	<b>4</b>
<b>DOMESTIC HOMICIDES REVIEWS .....</b>	<b>4</b>
<b>THE CHARNWOOD COMMUNITY SAFETY PARTNERSHIP PLAN 2020 - 2023.....</b>	<b>6</b>
<b>FIGURE 1: CHARNWOOD COMMUNITY SAFETY PARTNERSHIP DELIVERY STRUCTURE.....</b>	<b>7</b>
<b>PERFORMANCE MANAGEMENT .....</b>	<b>8</b>
<b>POLICE AND CRIME PLAN.....</b>	<b>9</b>
<b>KEY FINDINGS FROM THE 2020/21 PARTNERSHIP STRATEGIC ASSESSMENT ....</b>	<b>9</b>
<b>THEMES.....</b>	<b>12</b>
<b>PRIORITY 1: PREVENT AND DISRUPT CRIMINALITY FOCUSING ON REDUCING 'ALL CRIME', CREATING SAFER COMMUNITIES FREE FROM HARM AND VIOLENCE.....</b>	<b>13</b>
<b>PRIORITY 2: PROACTIVELY TACKLE ALL ASB WITH A FOCUS ON REDUCING ALCOHOL / SUBSTANCE MISUSE RELATED INCIDENTS AND STREET RELATED ASB .....</b>	<b>15</b>
<b>PRIORITY 3: PREVENT VIOLENCE AND EXPLOITATION WHILST SUPPORTING VICTIMS: INCLUDING CRIMINAL EXPLOITATION, SERIOUS VIOLENCE, DOMESTIC / SEXUAL VIOLENCE, ABUSE, MODERN SLAVERY AND HUMAN TRAFFICKING.....</b>	<b>17</b>
<b>PRIORITY 4: PREVENT PEOPLE BEING DRAWN INTO EXTREMISM AND TAKE POSITIVE ACTION IN RESPECT OF HATE CRIME. ....</b>	<b>20</b>
<b>PRIORITY 5: BUILD STRONGER AND COHESIVE COMMUNITIES WITH A FOCUS ON INCREASING COMMUNITY CONFIDENCE.....</b>	<b>22</b>
<b>GLOSSARY.....</b>	<b>23</b>

## **Background**

The Crime and Disorder Act 1998 (sections 5-7), as amended by the Police Reform Act 2002 and the Police & Crime Act 2009, places a statutory duty upon 'responsible authorities' to work in partnership with the aim of protecting their local communities from the impact of crime and disorder. The Act defines the responsible authorities as being:

- Police
- Local Authorities
- Fire and Rescue
- Probation Service
- Health

Furthermore, the legislation states that the Community Safety Partnership must discharge the following statutory duties:

- The reduction of crime
- The reduction of anti-social behaviour
- The reduction of re-offending
- The prevention of extremism

*\*The Serious Violence Bill 2019/20 is currently in a parliamentary consultation period, but upon becoming statute law, will place an additional statutory duty upon the CSP that being:*

- The reduction of Serious Violence

The Charnwood Community Safety Partnership (CSP) brings together both statutory and non-statutory agencies with the aim of creating a shared strategy for the discharge of its statutory duties. The responsible authorities who sit on the CSP are:

- Charnwood Borough Council,
- Leicestershire Police,
- Leicestershire County Council,
- NHS West Leicestershire Clinical Commissioning Group,
- Leicestershire Fire Authority,
- National Probation Service

The Partnership is further supported by non-statutory members, which include:

- Loughborough University
- Loughborough Business Improvement District (BID)
- Loughborough Chamber of Trade and Commerce
- Turning Point

As part of the local strategic management of crime and disorder, there is a requirement for the CSP to undertake a Partnership Strategic Assessment (PSA), containing detailed analysis of crime and disorder trends within the locality.

### **Partnership Strategic Assessment**

The CSP has a statutory duty to develop an annual Partnership Strategic Assessment (PSA) analysing the levels of crime and ASB being experienced within the Borough. The purpose of the assessment is to:

- Highlight performance progress and achievements against the strategic objectives set in the previous Community Safety Plan
- Identify any emerging threats, risks posed in seeking to deliver key performance
- Identify any increasing community tensions or any factors impacting upon community confidence/cohesion
- Identify the CSP's strategic objectives for the forthcoming year

This PSA provides strategic governance for the CSP who must respond to this analysis through the creation of a Community Safety Plan.

### **The Community Safety Plan**

The CSP Plan runs on a three-year cycle and should address the findings and recommendations as set out in the Partnership Strategic Assessment. The strategic themes and objectives should direct the available resources of the Partnership and be the focus of the CSP delivery structures at both strategic and tactical level.

The current Community Safety Plan was adopted by the CSP in April 2020 and will run until 2023. However, the CSP will review the plan annually to ensure that its strategic objectives remain valid and deliver effective control measures in terms of crime and disorder.

The CSP 2020/21 Partnership Strategic Assessment has been undertaken and its findings have now been incorporated into the current Community Safety Plan.

### **Additional Community Safety Partnership Responsibilities**

#### **Domestic Homicides Reviews**

Domestic Homicide Reviews (DHRs) were established on a statutory basis under Section 9 of the Domestic Violence, Crime and Victims Act (2004). The Act places a responsibility on Community Safety Partnerships to establish the necessity for reviews. This provision came into force on 13<sup>th</sup> April 2011, requiring local authorities and partner agencies to devise a process underpinned by the statutory guidance provided. The rationale for the

Domestic Homicide Review process is to ensure agencies are responding appropriately to victims of domestic violence/abuse by offering and putting in place appropriate support mechanisms, procedures, resources and interventions with an aim to avoid future incidents of domestic homicide, violence and abuse.

The Leicestershire Safer Communities Strategy Board, on behalf of local Community Safety Partnerships (CSPs), the Leicestershire and Rutland Local Safeguarding Children Board (LSCB) and Safeguarding Adults Board (SAB) and the Safer Rutland Community Partnership have all agreed that DHR's will be conducted across Leicestershire and Rutland as part of the Serious Case Review (SCR) arrangements.

### **Community Trigger**

Section 104 of the 'ASB Crime & Policing Act 2014', places a statutory duty upon the Community Safety Partnership, that duty being:

'to undertake an anti-social behaviour case review on the grounds that a victim states they are dissatisfied with the response they have received to their reported ASB and on the grounds that the threshold for such a trigger is duly met.'

The threshold for the Community Trigger in Charnwood has been set on the following criteria:

- an individual has complained to the Council, Police or a Registered Housing Provider about three separate incidents of ASB in the last six months.
- If three individuals in the local community have complained separately to the Council, Police or Registered Housing Provider in the last six months about the same incident of anti-social behaviour in the locality.
- If an individual has been a victim of a single hate crime or incident in the last six months.

Once the threshold has been achieved, the Community Safety Manager will undertake a detailed analysis of the actions taken, by relevant agencies and through discussions with partners, will ascertain if an action plan is required to address any shortfalls in case management. The outcomes of the Community Trigger will be feedback to the victim and if they remain dissatisfied, they have a right of appeal to the CSP Chair.

## **The Charnwood Community Safety Partnership Plan 2020 - 2023**

In 2016 it was identified that there was a need to restructure the CSP delivery groups to ensure increased governance and improved performance. Prior to this review, Crime and Anti-Social Behaviour were reviewed in two separate JAG Forums, which were additionally split into two locations: Charnwood South and Charnwood North. Beneath this JAG structure sat several thematic subgroups including Hate Incident Group, Serious Acquisitive Crime Group, Crime Out of Loughborough (COOL), Cycle Theft Group, Domestic Abuse Forum.

The review found that this delivery structure was neither sustainable nor effective, given the changing landscape of community safety within the Borough. It was identified that there was an increase in the complexity of the cases, an increase in the trilogy of risk (Substance Misuse, Domestic Abuse/Violence and Mental Health) present in case management and a requirement to bring a risk focus to the delivery structure.

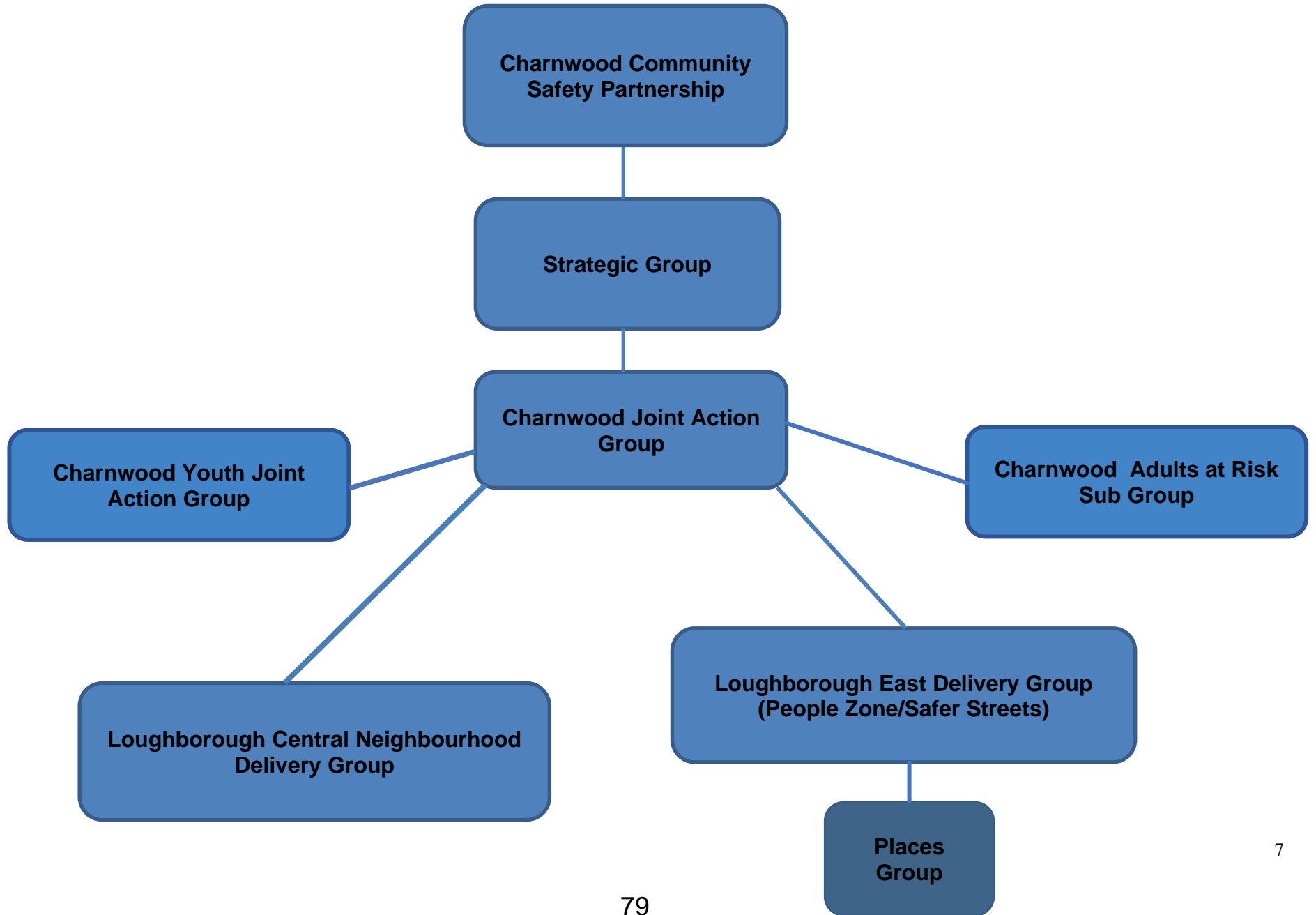
Following a period of extensive consultation, the current CSP structure as set out in **Figure 1** below, was adopted by the Partnership in May 2016. However, following the 2018/19 Partnership Strategic Assessment and the creation of The Bell Foundry People Zone, additional amendments were made to the Charnwood CSP structure, namely the addition of:

- The Youth JAG
- The Adults at Risk JAG
- The Bell Foundry People Zone (replacing the Loughborough East Delivery Group (LEDG))

The Charnwood CSP is the Executive Group setting the annual strategic objectives for the Partnership. The identified objectives are put into a strategic plan, the governance of which sits with the Strategic Group and the tactical plan is implemented by the JAG and sub-groups.

In keeping with the 2020/21 Partnership Strategic Assessment recommendation, the CSP is asked to consider the reinstatement of the Loughborough East Delivery Group (LEDG). The rationale for this proposal is based upon the increasing demands being placed upon the Partnership's resources; the cessation of the Home Office funding for the Safer Streets Project (ends 31<sup>st</sup> March 2021) and the lack of funding in respect of the People Zone. The recommendation is aimed at once again ensuring the CSP has lean processes in its delivery structure and avoids the requirement to deliver additional subgroups.

**Figure 1: Charnwood Community Safety Partnership Delivery Structure**



## **Performance Management**

The Partnership reports regularly on progress against agreed strategic objectives. Key actions are developed to achieve our outcomes and implemented by the Strategic Group and Charnwood Joint Action Group/ sub groups (**Figure 1**). Performance is managed in the following way:

- The Partnership, which comprises of representatives from the responsible agencies and other relevant agencies, will be responsible for undertaking quarterly reviews of progress against priorities and for determining any support measures needed to ensure successful outcomes.
- The lead for each group will co-ordinate partnership activity through an agreed Action Plan, review progress on a quarterly basis and report back to the Partnership.
- The CSP Chair will be responsible for maintaining an overview of activity in respect of all agreed priorities and will address potential barriers to successful outcomes.
- The activities of the Partnership will take a structured approach to problem solving by utilising the four stages of the SARA model: *Scanning, Analysis, Response and Assessment* and use the SMART principles (*Specific, Measurable, Appropriate, Relevant, Timescales*) in driving the key themes set within the plan.
- The Partnership will use a standardised Action Plan template detailing the key objectives, initiatives, measures of success, time scales, lead partners, resources and associated risks.
- Manage performance towards strategic priorities
- Monitor its own performance against its Most Similar Family Group (MSFG) using IQUANTA crime data

The Strategic Group and Charnwood Joint Action Group are responsible to the Partnership for delivering the strategic objectives. The Joint Action Group and the Delivery Groups prepare an Action Plan that includes details of initiatives, time scales, funding arrangements, lead body and measures of success. The Action Plans are approved by the Partnership and monitored through the performance management framework set out above.

The Joint Action Group and Delivery Groups Chair(s) coordinate their group's performance through their relevant Action Plans, reviewing progress on a quarterly basis and presenting a progress report to each Partnership meeting.

Action Plans are reviewed annually to align with this Plan and will be agreed by the Partnership by the end of each performance year.



The Action Plan format is:

Charnwood Community Safety Partnership Plan Action Plan 2021/2022				
PRIORITY				
List Aims				
Enforcement, Intelligence, Prevention, Confidence				
Key Actions	Lead Agency	Time Scales	Financial and Resources implications	Outcome Target & Performance Measure
Progress				

### **Police and Crime Plan**

The Police and Crime Plan 2017/2021 was published in November 2016 by the Office of the PCC. The PCC wishes to see more of an emphasis on:

- Crime prevention
- Police visibility and accessibility
- Development of more effective collaborative partnerships
- Simplified commissioning framework

The Plan sets out a framework under five themes and a number of underlying priorities for each. Whilst the responsibility for some priorities rests solely with specialist agencies outside of the joint Community Safety Partnership, there are many opportunities for us to contribute to the delivery of these outcomes and the Partnership Themes have been influenced by priorities identified in the Police and Crime Plan.

### **Key Findings from the 2020/21 Partnership Strategic Assessment**

The 2020/21 PSA has identified that the current strategic themes are still relevant and should continue to form the basis for the 2020/23 Community Safety Partnership Plan. These are as follows:

- **Theme 1: Making Communities Safer**
- **Theme 2: Protecting Vulnerable People**
- **Theme 3: Improving Community, Confidence, Engagement and Cohesion**

However, it is recommended that the strategic objectives are reviewed under those themes, to address a number of key areas of business that the CSP needs to continue to shape on an LLR setting. Those key area of business include:

- Vulnerability

- Domestic Abuse
- Substance Misuse
- Violent Crime
- Mental Health

Throughout the 2020/21 performance year these strategic themes have been delivered through the CSP delivery structures and have delivered an excellent performance year.

This 2020/21 Strategic Assessment will recommend that the themes remain as they are in the current Partnership Plan and that the strategic priorities are reviewed to ensure there is an emphasis on early intervention and prevention of crime and anti-social behaviour.

### **Overarching Vision**

The vision of the Charnwood Community Safety Partnership is to:

**“contribute to a high quality of life for all, across both urban and rural communities by facilitating an environment where people feel secure and live without the threat or fear of crime and disorder or Violence’.**

In delivering this vision, the CSP must remain focused upon its statutory duties place upon them by statute law namely:

- The reduction of crime
- The reduction of anti-social behaviour
- The reduction of re-offending
- The prevention of extremism

*\*The Serious Violence Bill 2019/20 is currently in a parliamentary consultation period, but upon becoming statute law, will place an additional statutory duty upon the CSP that being: The reduction of Serious Violence*

The CSP undertakes to deliver its vision through enhanced partnership working, collaboration and collective problem solving.’

### **Principles**

The following principles will guide our strategic approach and run through this Plan:

- **A public health approach:** Focus on early intervention and prevention, and the wider determinants of crime and community safety, including social inequalities, employment, skills, health, housing and environment.
- **Resident engagement:** Work with the local community to understand local priorities and develop an approach that is responsive and effective in increasing feelings of safety.
- **Collaboration:** effective data sharing and intelligence working across agencies to facilitate an efficient and effective approach and better targeted interventions.

- **Supporting victims:** Ensure a focus on victims and strengthen local systems to support victims, reduce repeat victimisation, and recognise that perpetrators of violence can often be victims too.

### **Cross-cutting issues:**

As a CSP we are committed to a joined-up approach that addresses the primary aggravating factors that affect levels of crime and reoffending and will reflect these cross-cutting issues in all our work. This includes:

- **Substance misuse:** We know that a significant proportion of crime is linked to substance misuse, from acquisitive crime to serious violent offending and gang crime linked to drug markets. This will be an important cross-cutting theme within all our priorities, and partners will seek to reduce substance misuse through health interventions and treatment; supporting repeat offenders out of substance misuse and addiction through targeted interventions; and disrupting drug markets through enforcement activity.
- **Mental Health:** A significant proportion of those in contact with the criminal justice system suffer from mental health problems, with people particularly at risk during and after contact with criminal justice system. Evidence suggests that 33 per cent of male and 51 per cent of female prisoners suffer from depression, compared to 9 per cent and 13 per cent in the general population. By identifying and addressing mental ill health at the earliest opportunity we can aim for the best outcomes for those people experiencing mental health issues and provide holistic support for people with complex and challenging needs.
- **Social integration:** A thriving, cohesive and well-integrated community can help to reduce the risk of hate crime and the risk of extremism taking root. There is a role for the local authority and partners to continue to monitor and promote social integration and provide an environment where people of all backgrounds come together regularly as one community.

## Themes

The three strategic themes of the CSP for 2020 - 2023 are:

**Theme 1: Making Communities Safer**

**Theme 2: Protecting Vulnerable People**

**Theme 3: Improving Community Confidence, Engagement and Cohesion**

**Under the three themes, the following priorities have been identified:**

<b>Theme 1: Making Communities Safer</b>	<b>Theme 2: Protecting Vulnerable People</b>	<b>Theme 3: Improving Community Confidence, Engagement and Cohesion</b>
<p><b>Priority 1:</b></p> <p>Prevent and disrupt criminality focusing on reducing 'All Crime', creating safer communities free from harm and violence.</p>	<p><b>Priority 3:</b></p> <p>Prevent violence and exploitation whilst supporting victims: including criminal exploitation, serious violence, domestic / sexual violence, abuse, modern slavery and human trafficking</p>	<p><b>Priority 5:</b></p> <p>Build stronger and cohesive communities with a focus on increasing community confidence</p>
<p><b>Priority 2:</b></p> <p>Proactively tackle all ASB with a focus on reducing alcohol / substance misuse related incidents and street related ASB</p>	<p><b>Priority 4:</b></p> <p>Prevent people being drawn into extremism and take positive action in respect of hate crime.</p>	

Each of the CSP's three priorities is broken down into specific tasks and activities that will be undertaken by officers in delivering the outcomes required for each priority.

## **Theme 1**

### **Priority 1: Prevent and disrupt criminality focusing on reducing ‘All Crime’, creating safer communities free from harm and violence.**

#### **Why is this a priority?**

The 2020/21 Charnwood Partnership Strategic Assessment illustrates that for the period 01/04/20 to 05/12/20 there were 8619 crimes recorded in Charnwood, this is equal to a rate of 48 crimes per 1000 population using population figure of 179,389 (using IQuanta mid 2016 estimates).

On a quarterly basis the Partnership measures its performance against IQuanta’s Most Similar Family Groups of Community Safety Partnerships and for ‘All Crime’.The Partnership has stayed the same at 8/15 but have seen the Partnership move to 14/15 for ‘Burglary – Residential’ and Charnwood CSP is considered to have above average crime rates for the family group and 8/9 within the local area on Iquanta.

The table below shows the current performance for Charnwood Community Safety Partnership across all crimes as at the 5<sup>th</sup> December 2020. This table shows that the Partnership has over the last year seen a reduction in All Crime types currently measured by the Partnership except:

- Violence against the person with Injury

<b>Crime Type</b>	<b>Performance to Date</b>	<b>Total Crime as at 5<sup>th</sup> December 2019</b>	<b>Total Crime as at 5<sup>th</sup> December 2020</b>
All Crime	<b>-4%</b>	8960	8619
Violence against the person with Injury	<b>+51%</b>	694	1048
Burglary – Residential	<b>-32%</b>	590	404
Burglary – Business and Community	<b>-19%</b>	155	126
Theft of Vehicles	<b>-35%</b>	254	164
Theft From Vehicles	<b>-31%</b>	662	454
Robbery	<b>-2%</b>	61	60
Cycle Theft	<b>-14%</b>	207	179
Shoplifting	<b>-26%</b>	574	425

#### **What will we aim to achieve this coming year?**

- A reduction in All Crime
- A reduction in Serious Acquisitive Crime
- A reduction in Shoplifting

- A reduction in Burglary- Business/Community
- A reduction in Violence against the person with Injury

### **How will we achieve our aims?**

- Continuous development of the integrated Neighbourhood Management Plan to tackle persistent crime localities Loughborough Town Centre, Ashby Road Area and Loughborough University (Beat 62) and Loughborough East Delivery Group (LEDG) (Beat 65)
- Work with the Loughborough Business Improvement District (BID) to use and develop best practice to tackle Business Crime
- Develop working practices with the Violence Reduction Network (VRN) aimed at reducing violent offences and develop a Serious Violence Action Plan
- Increase crime prevention awareness through the media and in local communities and deliver seasonal crime initiatives to address the varying risks throughout the year
- To work to embed the responsibility of reducing re-offending across all agencies for all age groups, including awareness raising of existing services and activities
- Work in partnership with the Business Improvement District to support effective crime prevention schemes and enhance information sharing.
- Reduce opportunities for crime through rolling awareness campaigns (e.g. Stay Safe, Drink Drive etc).

### **How will we measure success?**

- A reduction in All Crime
- A reduction in Serious Acquisitive Crimes recorded
  - Burglary - Residential,
  - Robbery,
  - Theft from Motor Vehicle
  - Theft of Motor Vehicle);
- A reduction in Shoplifting crimes
- A reduction in Burglary- Business/Community
- A reduction in Violence with Injury offences
- A reduction in Serious Violent offences

## **Priority 2: Proactively tackle all ASB with a focus on reducing alcohol / substance misuse related incidents and street related ASB**

### **Why is this a priority?**

The Partnership's approach to tackling anti-social behaviour will largely concentrate on the key principles of anti-social behaviour as defined by the 'Anti-social Behaviour Crime and Policing Act 2014'. This can be summarised as:

*"Behaviour which caused or was likely to cause harassment, alarm or distress to one or more persons not of the same household".*

Nationally and locally, anti-social behaviour has a high profile and the Partnership wholly accepts that incidents of anti-social behaviour have a negative impact upon the quality of life of the residents within our communities. There are a number of significant contributing factors that make this a priority, namely:

- Loughborough has a vibrant night time economy
- Loughborough has a large student populous
- Urban areas mixed in with rural locations
- Vulnerable victims living within our communities

In the period 1<sup>st</sup> April 2020 to 31<sup>st</sup> December 2020 there have been 4410 complaints of anti-social behaviour, with various hotspot locations identified. Transient noise caused by young people, along with anti-social behaviour connected to houses in multiple occupation continues to be a challenge for the Partnership. Furthermore, tackling alcohol/ substance misuse fuelled anti-social behaviour throughout the borough is critical in promoting safe and stronger communities. During the recent Covid Lockdown the Partnership has seen an increase in ASB reports to all agencies but this levelled out during the winter months.

### **What will we aim to achieve this coming year?**

- A reduction in street related ASB, through effective use of civil powers – PSPO and Town Centre Civil Injunction.
- Engage closely with the communities to ensure they are confident in reporting incidents of ASB
- Ensure there is effective follow up with victims and that they are better informed of the positive outcomes of interventions taken
- Communicate effectively with communities to highlight the appropriate responses and positive action taken to address reports of ASB, particularly involving young people as both perpetrators and victims

### **How will we achieve our aims?**

- To continue to develop and improve the Loughborough Central Delivery Group Neighbourhood Management Plans for Loughborough Town Centre, Ashby Road Area and Loughborough University (Beat 62).

- To raise awareness of opportunistic crimes/disorder within the day time economy and provide effective prevention campaigns.
- Support events, businesses and the Police by providing effective CCTV coverage and monitoring.
- Ensure publication of successful initiatives through effective press liaison.
- Use of available powers to address individuals deemed to be committing Crime and / or ASB / street related ASB
- Review the effectiveness of the Student Street Support Scheme
- The Charnwood JAG will monitor emerging issues and hotspot areas to ensure the intelligent direction of mainstream resources.
- Supporting victims of anti-social behaviour and providing effective case management and providing tailored training which has been identified within the PSA.
- Focus on tackling anti-social behaviour issues related to young people
- Adopting the definition of a repeat victim:
  - “A person is a repeat victim if, within the last six months - They (as an individual) have complained to the Council, Police or a Registered Housing Provider (social landlord) about three separate incidents of ASB within the Charnwood area.”

#### **How will we measure success?**

- Reduction in complaints about Street Related ASB
- Number of legal interventions taken against perpetrators of ASB
- Number of breaches of civil interventions
- The Partnership will monitor the number of incidents recorded (both on Police systems and on Sentinel) and compare the data to the preceding year.
- The JAG will also monitor on a monthly basis
  - the number of non-legal interventions taken against young perpetrators
  - the number of breaches of non-legal youth interventions



## Theme 2

### Priority 3: Prevent violence and exploitation whilst supporting victims: including criminal exploitation, serious violence, domestic / sexual violence, abuse, modern slavery and human trafficking

#### Why is this priority?

Vulnerable, high risk and repeat victims of crime and anti-social behaviour present the highest levels of threat and harm for the Partnership. Protecting adults/youths at risk of criminal exploitation has been identified as a priority in the 2020/21 PSA, which has led to the continue development of the Youth JAG Sub Group and the Adults at Risk Sub Group.

Historically Domestic Abuse has been an under-reported crime and organisations have found it difficult to measure the true extent of domestic abuse within Charnwood. An increase of both Domestic Abuse and Hate Crime is seen as a positive indicator of a community's confidence in the statutory services, which is in keeping with the CSP's vision. By encouraging victims to report incidents, the Partnership will be in an informed position and be more effective in supporting victims and developing further services.

The Partnership has seen an increase in Domestic Related Violent Crime with Injury of +83%, with no hotspot locations identified.

**Modern slavery** is the recruitment, movement, harbouring or receiving of children, women or men through the use of force, coercion, abuse of vulnerability, deception or other means for the purpose of exploitation. The four broad categories are below – in each case the victim may or may not have been moved (trafficked), either from another country, or within the UK, in order to be exploited.

- **Labour exploitation** - People in forced labour generally work long hours for no or very low pay, and usually in poor working conditions. Forced labour accounts for around 30% of all modern slavery in Britain.
- **Domestic servitude** - Domestic servitude typically involves victims working in a private family home where they are ill-treated, humiliated, subjected to unbearable conditions or working hours or made to work for little or no pay.
- **Sexual exploitation** - Victims are coerced into sex work or sexually abusive situations. This includes child sexual exploitation.. Victims are typically female but can also be male.
- **Criminal exploitation** - Criminal exploitation is the exploitation of a person to commit a crime for someone else's gain. For example, victims could be coerced into shoplifting, pick-pocketing, entering into a sham marriage, benefit fraud, begging or drug cultivation such as cannabis farming.

Human trafficking involves recruitment, harbouring or transporting people into a situation of exploitation through the use of violence, deception or coercion and forced to work against their will. In other words, trafficking is a process of enslaving people, coercing them into a situation with no way out, and exploiting them. People can be trafficked for many different forms of exploitation such as forced prostitution, forced labour, forced begging, forced criminality, domestic servitude, forced marriage, and forced organ removal.

The Partnership has identified within the Partnership Strategic Assessment that young people are also vulnerable to being exploited by adults within our communities and this includes: Drug exploitation (County Lines) and Child Sexual Exploitation (CSE). Agencies across the Borough and County are working together to protect these vulnerable young people and prosecute the perpetrators, hence the requirement for the CSP to demonstrate positive action in addressing the issue. The Youth JAG consider the following influences on each young person by using the Contextualised Safeguarding Model which are

- The Neighbourhood
- The Young Person Peer Network
- Their Education Status
- The Young Person's Home Life

The Partnership has identified that there was an increase in Adults at Risk being referred to the JAG and Young People believed to be involved in County Lines and at risk of exploitation. Due to the issues identified the partnership has set up the following sub groups

- Adults at Risk Sub Group
- Young People JAG Sub Group

### **What will we aim to achieve this coming year?**

- To increase the reporting of Domestic Abuse offences and Sexual Abuse
- To raise awareness of Domestic Abuse, Sexual Abuse and the support services available in the Borough
- To identify of adults/youths at risk of exploitation and put in place appropriate referrals to support service
- To raise awareness of Modern slavery and Human Trafficking.
- To provided diversionary projects that target young people at risk of becoming drawn into Crime and ASB.
- To continue the development of the Adults at Risk Sub group and Youth JAG Sub Group
- To identify all high-risk victims of Crime and ASB and to refer them to the Charnwood JAG for effective case management
- We aim to ensure that front line staff are sufficiently knowledgeable about the subject to ensure appropriate levels of support and referral

### **How will we achieve our aims?**

- Two awareness Domestic Abuse initiatives will be undertaken in 2020/21 to highlight the local Domestic Abuse services that are available to victims and their families.
- Review and respond to any learning outcomes from any Leicestershire Domestic Homicide Reviews.
- Prevention – examine ways to change attitudes, and ensure that information about domestic abuse is widely available
- Improve information sharing and ensure a robust audit trail for information relating to the vulnerability of young people.

- To provide diversionary projects that target young people at risk of becoming drawn into Crime and ASB.
- Ensure appropriate referrals are made for support to children and young people, through Charnwood JAG
- To continue the development of the Joint Action Group, Adults at Risk Sub Group and the Youth Joint Action Group to enable early identification of Adults and Young People at risk of criminal exploitation, particularly cases linked to County Lines, locality-based crime groups and those identified through the Violence Reduction Network.

#### **How will we measure success?**

- Number of Violence with Injury crimes
- Number of Domestic Violence with Injury crimes
- Number of Youth Related High Risk Cases referred to the Youth Joint Action Group
- Number of Adult Related High-Risk Cases referred to the Joint Action Group

## **Priority 4: Prevent people being drawn into extremism and take positive action in respect of hate crime.**

### **Why is this priority?**

The Prevent Strategy is part of the Government's counter-terrorism strategy, 'Contest'. It aims to stop people becoming extremists. It is important that the Partnership is proactive in addressing issues that could threaten community cohesion and that partner agencies work collaboratively to demonstrate that hate crime and extremist actions will not be tolerated. Whilst individual incidents of anti-social behaviour (ASB) may be considered minor offences, persistent ASB can have a very detrimental effect on individuals and families that are its victims and neighbourhoods as a whole.

From 1st April 2020 to the 31<sup>st</sup> December 2020 there were 271 hate crimes, which represents an increase of 98 (+57%) more offences recorded, these include racial, religious, homophobic, transphobic, age, disability and gender incidents.

Charnwood has areas with significantly higher levels of hate related incidents than elsewhere in the county and an increase in reporting is viewed as a positive statement in terms of community confidence.

### **What will we aim to achieve this coming year?**

- Respond to the ideological challenge of terrorism and the threat we face from those who promote it
- Prevent people from being drawn into terrorism and ensure they are given appropriate advice and support
- Work with sectors and institutions where there are risks of radicalisation that we need to address.
- To promote the work of the Hate Incident & Prevent Group, reporting processes and the support available to victims through events and local media.
- To take positive action in respect of all hate incidents/crimes.

### **How will we achieve our aims?**

- Ensure publicly-owned venues and resources do not provide a platform for extremists
- To ensure that all vulnerable young people and adults who might be susceptible to or are already engaged in any form of extremism are referred through to Channel via the Charnwood JAG
- To monitor extremism at local, national and international levels
- By complying with the statutory duties on Local Authorities to Prevent and address all forms of extremism, emanating from the Counter-Terrorism and Security Bill
- To ensure that all relevant staff understand the Prevent Strategy and are equipped to respond to concerns
- By holding at least 3 Hate Awareness events throughout the year, promoting discussion and increasing awareness with members of the public.
- Deliver presentations to Schools, in hotspot locations for Hate Crime, as well as deliver training for Hate Incident reporting centre staff.

### **How will we measure success?**

- The number of staff that understand the Prevent Strategy and are equipped to respond to concerns
- Number of Channel referrals made
- The Community Safety Partnership will monitor the number of Hate crimes, as recorded by Leicestershire Police, on a quarterly basis.

### **Theme 3**

#### **Priority 5: Build stronger and cohesive communities with a focus on increasing community confidence**

##### **Why is this priority?**

The overall trend of 'All Crime' is decreasing with a -4 % decrease as at 5<sup>th</sup> December 2020 and ASB has seen an increase of +32.5% as at the 31<sup>st</sup> December 2020. In a survey for Loughborough Town Centre carried out in August 2020 the following was reported

- 69% felt 'safe' or 'very safe' in Loughborough during the day
- 29% felt 'safe' or 'very safe' in Loughborough during the night

In September 2020, residents in Leicester, Leicestershire and Rutland were invited to share their views on crime and anti-social behaviour in their local area through a questionnaire. The survey was created in partnership with the Office of the Police and Crime Commissioner for Leicestershire and the Community Safety Partnerships across Leicester, Leicestershire and Rutland.

As part of the survey respondents were asked about how safe they feel in their local area. Positively, the vast majority stated that they feel safe at home during the day (86%) and during the night (67%). However, this declined when respondents were asked if they felt safe outside in their local area at night, with 45% agreeing with this statement.

Therefore, people's perception of becoming a victim of crime is greater than the actual reality of being a victim of crime. However, the Leicestershire Insight Survey, which comprises of 1,600 telephone interviews throughout the year reported the following

- 70% felt safe in their local area after dark - this has reduced in the last few months
- 73% agreed that ASB has got better or stayed the same – this has reduced in the last few months

The Partnership is committed to improving residents' perceptions of them becoming victims of crime, by providing positive new stories and raising awareness around crime prevention.

##### **What will we aim to achieve this coming year?**

- Encourage people to take reasonable precautions to protect themselves, their neighbours and their property.
- Update the website on a regular basis.
- Increase our use of social media as a vehicle to communicate crime reduction messages.

##### **How will we achieve our aims?**

- Promote good news stories, crime reduction figures and messages of reassurance through a variety of media channels

- Support a process of communicating with neighbourhoods
- Inform the community of the actual levels of crime and ASB
- Engage with residents and local representatives, particularly in our priority neighbourhoods, to understand local concerns and seek feasible solutions.

### **How will we measure success?**

- By aiming to achieve a 70% of people stating that felt safe in their local area after dark (Leicestershire Insight Survey)
- By aiming to achieve a 75% of people stating that ASB got better or stayed the same (Leicestershire Insight Survey)

### **Glossary**

ASB	Anti-Social Behaviour
ABC	Acceptable Behaviour Contracts
ASBI	Anti Social Behaviour Injunction
BCS	British Crime Survey
CBO	Criminal Behaviour Orders
CSP	Community Safety Partnership
DV / DA	Domestic Violence / Domestic Abuse
IDVA	Independent Domestic Violence Advisor
IOM	Integrated Offender Management
IQuanta	The IQuanta website provides a large repository of analyses on current policing and community safety in England and Wales.
JAG	Joint Action Group
LSP	Local Strategic Partnership (Charnwood Together)
MAPPOM	Multi-Agency Prolific & Priority Offender Management – Leicestershire’s programme for managing and reducing offending of PPOs
MARAC	Multi-Agency Risk Assessment Conference
NIM	National Intelligence Model
NPA	Neighbourhood Policing Area
PCC	Police and Crime Commissioner
PCP	Police and Crime Panel
PPO	Prolific & Priority Offenders – The small proportion of offenders who cause a disproportionately large amount of crime and disorder in local communities
SCS	Sustainable Communities Strategy (The strategy of the LSP to improve the quality of life for communities)

### Locality Report to LLR Substance Misuse Community Safety Partnership Meeting

<b>Locality Area:</b>	Charnwood
<b>Report Author:</b>	Caroline Morris
<b>Date of Report:</b>	11/02/21
<b>Date of Meeting where LLR SMCSP report discussed at locality level (e.g. CSP)</b>	TBC

<b>1.</b>	<b>Substance Misuse Trends</b> <i>Update on current biggest challenges relating to substance misuse in the locality within the last 3 months</i> <i>Update on any changes in substance misuse need in locality in last 3 months</i>
<p>The number of service users in treatment continues to be significantly higher than pre-COVID restrictions (increase of approx. 200 people across Leicester, Leicestershire and Rutland). At the beginning of lockdown fewer service users were being discharged as having successfully completed treatment than we would usually see, but this has returned to usual levels. However, we are continuing to see fewer unplanned treatment exits.</p>	
<b>2.</b>	<b>Drugs Costs</b> <i>Latest intelligence from front line staff on drugs costs and availability in locality</i>
<b>Drug</b>	<b>Costs reported by staff in locality (and for how much)</b>
Heroin	£10 for 0.3 grams or 3 for £15. Also deals – buy £15 of heroin and get a rock of crack for free.
Crack	3 rocks for £15-£20 Also deals- buy £15 of heroin and get a rock of crack for free. Supply of crack across Leicestershire has become more difficult during lockdown. Sample testing in summer 2020 showed an increase in Crack Cocaine purity (+14.6%). However, anecdotally many clients have stated purity has decreased.
Cocaine	£10 for 0.1 gram, used for injecting as is cheap
Cannabis	£10-15 for 1 to 2 grams depending on strength.
Psychoactive Substances (e.g. Mamba)	Costs not reported.
Illicit Prescribed Medication (e.g. pregablin, diazepam)	Illicit methadone £10 for 100 mls.
<b>3.</b>	<b>Turning Point Local Update</b> <i>Update on any LOCAL activities/changes within the last 3 months</i>
<p>Turning Point are continuing to offer the same level of treatment and support as pre-COVID restrictions, however the majority of appointments are being carried out by phone. Structured groups are beginning to return via online platforms. Aftercare groups are also being held online.</p> <p>Some face to face appointments are still taking place when required e.g. new start and some review prescribing appointments, screenings, Pabrinex injections, as well as if a service user is particularly vulnerable.</p>	



The Loughborough office is still open Mon-Fri 9.30am-5pm for these appointments, plus needle exchange and drop-in for any emergencies.  
Everyone entering the building is required to wear a face mask, and we are only able to have one person in the waiting room at any one time.

**4. Partnership Working Local Updates**  
*Updates on any LOCAL partnership working in last 3 months*  
*Information on any local communications/campaigns in last 3 months*

All partnership working has been conducted by online meetings.  
Link work with Loughborough University has begun – a drug awareness and training session for Wellbeing Staff at Loughborough University was run via Teams on 10<sup>th</sup> February. From March, students who have been signposted by University staff for support with substance misuse will be able to book into slots for phone appointments. These appointments will focus on harm minimisation work, with an option to refer into Turning Point for structured treatment, if appropriate.  
Turning Point continue to be involved in Charnwood Drugs Strategy meeting.  
Meetings have taken place with Exaireo and Carpenters Arms regarding partnership working.  
NHS-run Hep C treatment clinic has continued to be held at Loughborough office once a month.  
COVID restrictions have put a hold on plans for developing link working with other agencies.

**5. Drug Litter**  
*Any local issues regarding needle finds and any local actions*

Nothing currently highlighted.  
Service users are continuing to be encouraged to use the needle exchange programmes.  
Needle exchange services are being accessed regularly (both at the hub and in pharmacies).

**6. Items to Escalate to LLR Substance Misuse Community Safety Partnership Meeting**  
*Any issues specific to the locality that require escalation or further action/resources*

Nothing highlighted.

**7. Any Other Comments/Information**

Nothing highlighted.

**COMMUNITY SAFETY PARTNERSHIP  
25TH FEBRUARY 2021**

**FORWARD PROGRAMME**

ITEM	DETAIL	DATE	ACTION BY
Performance Update	Standing Item To include information from the hate incident dashboards	February 2021	A. Fadesco
Delivery Group Updates	Standing Item  1. Strategic Group incorporating funding proposals and updates 2. JAG including quarterly action plan updates	February 2021	Insp M. Botte / T. McCabe
Student Street Support Scheme Update and Loughborough University Update	Standing item – to include more detailed narrative information to support the numerical data provided, for example how patrols were linked to complaints that had been received, how complaints resulted in disciplinary action being taken and exception reporting of significant cases.	February 2021	A. Dales
Leicestershire County Council Update	Standing Item	February 2021	C Hedworth
Turning Point	Standing Item	February 2021	C Morris
Violence Reduction Network	Standing Item	February 2021	H Sandal
OPCC	Standing Item	February 2021	V Charlton
Partnership Strategic Assessment and Community Safety Partnership Plan	2021/22 plans to be submitted for consideration and review	February 2021 <i>(Annual)</i>	A. Fadesco / T. McCabe

ITEM	DETAIL	DATE	ACTION BY
Draft Delivery Group Action Plans	2021/22 plans to be submitted for consideration and approval	April 2021 <i>(Annual)</i>	
Appointment of Vice-chair	<p>The appointment of a Vice-chair is required at the first meeting following the start of each Council Year</p> <p>(The terms of reference state that the Cabinet Lead Member for Community Safety will chair the Partnership)</p>	July 2021 <i>(Annual)</i>	Committee Clerk
Partnership Strategic Assessment and Community Safety Partnership Plan	2022/23 plans to be submitted for consideration and review	January 2022 <i>(Annual)</i>	A. Fadesco / T. McCabe